

COVER SHEET

C	S	2	0	1	0	1	0	7	8	0
---	---	---	---	---	---	---	---	---	---	---

S.E.C. Registration Number

C	I	T	I	C	O	R	E		E	N	E	R	G	Y		R	E	I	T		C	O	R	P	.				
---	---	---	---	---	---	---	---	--	---	---	---	---	---	---	--	---	---	---	---	--	---	---	---	---	---	--	--	--	--

--	--	--	--	--	--	--	--	--	--	--	--	--	--	--	--	--	--	--	--	--	--	--	--	--	--	--	--	--

(Company's Full Name)

1	1	F		R	O	C	K	W	E	L	L		S	A	N	T	O	L	A	N		T	O	W	N				
P	L	A	Z	A	,		2	7	6		C	O	L	.		B	O	N	N	Y		S	E	R	R	A	N	O	
A	V	E	N	U	E		S	A	N		J	U	A	N															

(Business Address: No. Street City / Town / Province)

DANICA EVANGELISTA

Contact Person

(02) 8826-5698

Company's Telephone Number

31 December

Month Day of Fiscal Year

08 June

Month Day of Annual Meeting

SEC FORM 17-A

Secondary License Type, If Applicable

S	E	C
---	---	---

Dept. Requiring this Doc.

Amended Articles Number/Section

Total Amount of Borrowings

Total No. of Stockholders

Domestic

Foreign

To be accomplished by SEC Personnel concerned

File Number

LCU

Document I.D.

Cashier

STAMPS

Remarks = pls. use black ink for scanning purposes

CITICORE ENERGY REIT CORP.

Company's Full Name

**11F Rockwell Santolan
Town Plaza, 276 Col. Bonny
Serrano Avenue, San Juan City**
Company's Address

(02) 8826-5698

Telephone Number

December 31

Fiscal Year Ending
(Month & Day)

SEC FORM 17-A

Form Type

December 31, 2024

Period Ended Date

(Secondary License Type and File Number)

cc: The Philippine Stock Exchange, Inc.

SECURITIES AND EXCHANGE COMMISSION

SEC FORM 17-A

**ANNUAL REPORT PURSUANT TO SECTION 17
OF THE SECURITIES REGULATION CODE
AND SECTION 141 OF THE CORPORATION CODE**

1. For the Fiscal Year Ended **December 31, 2024**
2. SEC Identification Number **CS201010780**
3. BIR Tax Identification No. **007-813-849-00001**
4. Exact Name of Issuer as Specified in its Charter **Citicore Energy REIT Corp.**
5. Province, Country or other Jurisdiction of Incorporation or Organization **Philippines**
6. Industry Classification Code (SEC use only)
7. Address of Principal Office **11F Rockwell Santolan
Town Plaza, 276 Col. Bonny
Serrano Avenue, San Juan
City**
- Postal Code **1500**
8. Issuer's Telephone Number, including Area Code **(02) 8826-5698**
9. Former Name, Former Address and Fiscal Year, if Changed since Last Report **N/A**
10. Securities registered pursuant to Section 8 and 12 of the SRC, or Section 4 and 8 of the RSA:

Title of Each Class	Number of Shares Issued and Outstanding	Amount of Debt Outstanding (Php)
CREIT (Common)	6,545,454,004	4,468,567,198

11. Are any or all these securities listed on a stock exchange?

Yes [☐]

No [☐]

If yes, state the name of such stock exchange and classes of securities listed therein:

The Philippine Stock Exchange, Inc. 1. Common Shares (CREIT)

2. Check whether the issuer:

has filed all reports required to be filed by Section 17 of the SRC and SRC Rule 17.1 thereunder of Section 11 of the RSA and RSA Rule 11(a)-1 thereunder and Sections 26 and 141 of the Corporation Code of the Philippines during the preceding twelve (12) months (or for such shorter period that the registrant was required to file such reports):

Yes ☐ No ☐

has been subject to such filing requirements for the past 90 days.

Yes ☐ No ☐

State the aggregate market value of the voting stock held by non-affiliates of the registrant. The aggregate market value shall be computed by reference to the price at which the stock was sold, or the average bid and asked prices of such stock, as of a specified date within 60 days prior to the date of filing. If a determination as to whether a particular person or entity is an affiliate cannot be made without involving unreasonable effort and expense, the aggregate value of the common stock held by non-affiliates may be calculated on the basis of assumptions reasonable under the circumstances, provided the assumptions are set forth in this Form. (See definition of "affiliate" in "Annex B"):

Number of non-affiliate shares as of December 31, 2024	2,501,459,000
Closing price per share as of December 31, 2024	Php 3.05
Market value as of December 31, 2024	Php 7,629,449,950

TABLE OF CONTENTS

PART I – BUSINESS AND GENERAL INFORMATION	4
Item 1. Business	4
Item 2. Properties	23
Item 3. Legal Proceedings	31
Item 4. Submission of Matters to a Vote of Security Holders	33
PART II – OPERATIONAL AND FINANCIAL INFORMATION	33
Item 5. Market for Issuer’s Common Equity and Related Stockholder Matters	33
Item 6. Management’s Discussion and Analysis or Plan of Operation	35
Item 7. Financial Statements	47
Item 8. Changes in and Disagreements with External Accountants on Accounting and Financial Disclosure	47
PART III – CONTROL AND COMPENSATION INFORMATION	48
Item 9. Directors and Executive Officers of CREIT	48
Item 10. Executive Compensation	55
Item 11. Security Ownership of Certain Beneficial Owners and Management	56
Item 12. Certain Relationship and Related Transactions	58
PART IV – CORPORATE GOVERNANCE	59
Item 13. Corporate Governance	59
PART V – EXHIBITS AND SCHEDULES	60
SIGNATURES	61
INDEX TO FINANCIAL STATEMENTS AND SUPPLEMENTARY SCHEDULES	

PART I – BUSINESS AND GENERAL INFORMATION

Item 1. Business

Description of Business

Citicore Energy REIT Corporation (previously Enfinity Philippines Renewable Resources, Inc.) (the “**Company**” or “**CREIT**”) is focused on the ownership of sustainable infrastructure projects such as income-generating renewable energy real estate properties in the Philippines.

The Company is a REIT formed primarily to own and invest in income-generating renewable energy real estate properties, including land and properties used for harnessing power, that meet the Company’s investment criteria. Primarily, the Company will be the commercial REIT platform of the Citicore Group. As a REIT, the Company will focus on expanding its income-generating renewable energy real estate properties. The Company offers its shareholders an investment opportunity with a stable yield, opportunities for Gross Revenue and Net Operating Income growth, high-quality income-generating renewable energy real estate properties supported by a strong and growing demand for electricity in the Philippines, appreciation of land values, strong support from the Sponsors, experienced management with incentive to grow the Company’s Gross Revenue and Net Operating Income, and distribution of at least 95% of the Company’s Distributable Income.

The Company has an authorized capital stock of ₱539,999,998.50 divided into 2,159,999,994 Shares with a par value of ₱0.25 per share, of which 2,159,999,994 Shares are issued and outstanding. On May 25, 2021, the Company’s shareholders, approved the following amendments to its Articles of Incorporation: (i) change of name of the Company from “Enfinity Philippines Renewable Resources Inc.” to “Citicore Energy REIT Corp.”, and (ii) increase of the Company’s authorized capital stock from ₱539,999,998.50 to ₱3,840,000,000.00 divided into 15,360,000,000 Shares with a par value of ₱0.25 per Share, among others. As part of the increase in authorized capital stock, Citicore Renewable Energy Corporation (“CREC”) subscribed to 2,400,000,000 Shares as consideration for the assignment by CREC of its advances to the Company amounting to ₱602,465,065.63. In addition, CREC and Citicore Solar Tarlac 1, Inc. (“Citicore Tarlac 1”) subscribed to 19,461,142 Shares and 918,720,864 Shares, respectively, or a total of 938,182,006 Shares, as consideration for the assignment of 11 parcels of land, with an aggregate area of 138,164 sq.m., located in Brgy. Armenia, Tarlac. The change in name of the Company and the increase in capital stock were approved by the Philippine SEC on October 12, 2021. In addition, on October 12, 2021, four Shares were issued to the independent Directors of the Company. As a result of the foregoing transactions, 6,545,454,004 Shares are issued and outstanding as of December 31, 2024.

In addition to the foregoing, the Company’s shareholders likewise approved the following changes in the Company’s Articles of Incorporation: (i) amendment of the primary purpose to that of a REIT; (ii) provision of additional corporate powers; (iii) change in principal office address; (iv) change of term of corporate existence to perpetual; (v) increase in the number of directors to eight; (vi) inclusion of express waiver of pre-emptive right to subscribe from the Company’s unissued capital, increase in capital stock or treasury stock; (vii) compliance with the lock-up requirements of The Philippine Stock Exchange, Inc. (the “PSE”); (viii) removal of the contractual restrictions on the disposition of shares; and (ix) inclusion of additional restriction on transfer of shares as provided under the REIT Law. These amendments were also approved by the Philippine SEC on October 12, 2021.

Starting February 22, 2022, the Shares were listed and traded on the Main Board of the PSE under the trading symbol “CREIT” at a price of ₱2.55 per Share.

Significant Transactions in 2021

Property-for-Share Swap. On May 26, 2021, the Company entered into a Deed of Assignment and a Subscription Agreement with CREC whereby, subject to the Philippine SEC's confirmation of the valuation of one of the eleven lots of the Armenia Property through the approval of the Company's application for increase in capital stock and issuance by the BIR of the Certificate Authorizing Registration ("**CAR**"), CREC transferred, assigned and conveyed absolutely in favor of the Company all of its rights, title and interest in the Armenia Property, free from liabilities, debts, liens and encumbrances, in consideration of the Company's issuance to CREC of 19,461,142 Shares with a par value of ₱0.25 per share, amounting to ₱4,865,285.50. On the same day, the Company entered into a Deed of Assignment and a Subscription Agreement with Citicore Tarlac 1 whereby, subject to the Philippine SEC's confirmation of the valuation of ten of the eleven lots of the Armenia Property through the approval of the Company's application for increase in capital stock and issuance by the BIR of the CAR, Citicore Tarlac 1 transferred, assigned and conveyed absolutely in favor of the Company all of its rights, title and interest in the Armenia Property, free from liabilities, debts, liens and encumbrances, in consideration of the Company's issuance to Citicore Tarlac 1 of 918,720,864 Shares with a par value of ₱0.25 per share, amounting to ₱229,680,216. Subject to the conditions described above, the Sponsors assigned the Armenia Property in favor of the Company in exchange for a total of 938,182,006 Shares.

On October 12, 2021, the Philippine SEC confirmed the valuation of the Armenia Property and approved the Company's application for the increase in its capital stock. The CAR was issued by the Revenue District Office of Tarlac for the Armenia Property which led to the issuance of the transfer certificates of title and tax declarations for the Armenia Property in the name of the Company. The Armenia Property were swapped for 938,182,006 Shares of the Company, the stock certificate for which was issued on October 25, 2021.

Conversion of Advances. On May 25, 2021, the Company's shareholders, approved, among other things, the increase of the Company's authorized capital stock from ₱539,999,998.50 to ₱3,840,000,000.00 divided into 15,360,000,000 Shares with a par value of ₱0.25 per Share, among others. As part of the increase in authorized capital stock, CREC will subscribe to 2,400,000,000 Shares as consideration for the assignment by CREC of its advances to the Company amounting to ₱602,465,065.63 (the "**Conversion of Advances**"). On October 12, 2021, the Philippine SEC approved the increase in authorized capital stock, which resulted in the issuance of 2,400,000,000 Shares to CREC.

Acquisition of Leasehold Rights. The Company has entered into several arrangements including a deed of assignment, lease agreement and sublease agreements with respect to its acquisition of the leasehold rights over the Toledo Property, Silay Property and the Dalayap Property.

Transfer of the Clark Service Contract to CREC. On October 13, 2021, the Company assigned Solar Energy Service Contract (SESC No. 2014-07-086) to CREC, making the latter the operator of the Clark Solar Power Plant. The assignment was approved by the Philippine Department of Energy ("**DOE**") on December 24, 2021. On October 13, 2021, CREC and the Company entered into a Contract of Lease whereby CREC leased the Clark Solar Power Plant from CREIT beginning November 1, 2021 for a period of around 18 years. Effective upon the transfer of the Clark Service Contract to CREC, CREIT will only be receiving rental income from the Clark Power Plant and the Leased Properties.

The Company's renewable energy property portfolio consists of (i) a solar power plant with an installed capacity of 22.3MW_{DC} and other real properties (the "**Clark Solar Power Plant**") which have been leased to CREC and that are located on a 250,318 sq.m parcel of land (the "**Clark Land**") inside Clark Freeport Zone, Pampanga, (the "**Clark Property**"), with the

Company owning the leasehold rights over the Clark Land and (ii) land leased to solar power plant operators, comprising (A) Company-owned parcels of land in Brgy. Armenia, Tarlac City (the “**Armenia Property**”), and (B) leasehold rights over parcels of land located in Brgy. Talavera, Toledo City, Cebu (the “**Toledo Property**”), Silay City, Negros Occidental (the “**Silay Property**”), and Brgy. Dalayap, Tarlac City (the “**Dalayap Property**”), and together with the Clark Property, Armenia Property, Toledo Property, Silay Property and Dalayap Property, the “**Properties**”).

Significant Transactions in 2022

On March 29, 2022, the Company entered into a Deed of Absolute Sale with Citicore Solar Bulacan, Inc. (formerly, “Bulacan Solar Energy Corporation”) (hereinafter referred to as “**Citicore Bulacan**”) for the purchase of seven (7) parcels of land, with an aggregate land area of 253,880 sq. m., located in the Municipality of San Ildefonso, Province of Bulacan (hereinafter collectively referred to as the “**Bulacan Property**”), where Citicore Bulacan’s 15MWp Bulacan Solar Power Plant is located. The Company purchased the San Ildefonso Lots from Citicore Bulacan for the sum of Php1,754,116,629.00.

On June 6, 2022, the Company entered into a Deed of Absolute Sale with Citicore Solar South Cotabato, Inc. (formerly, “nv vogt Philippines Solar Energy One, Inc.”) (hereinafter referred to as “**Citicore South Cotabato**”) for the Company’s purchase of a parcel of land, with an area of 79,997 sq. m., located in the Municipality of Surallah, Province of South Cotabato (hereinafter referred to as the “**South Cotabato Property**”), with purchase price at Php753,801,981.00.

The purchase of the San Ildefonso Lots and the South Cotabato Lot is in accordance with the Company’s REIT plan, in such that it financially and strategically meets and exceeds the Company’s financial and strategic investment criteria.

True to its goal of empowering investments, CREIT believes in championing business excellence and governance to continuously uphold and maximize shareholder value. As the first renewable energy REIT in the country, CREIT is glad to have been recognized through the following awards in 2022:

2022	
Award	Awards Ceremony
Regional Awards - Best Managed Company under the Energy Category	FinanceAsia’s Best Managed Companies in 2022 Poll
Country Awards - Best Managed Company - Best Investor Relations - Best Small-cap Company - Best Chief Executive Officer - Most Committed to Environmental Stewardship - Most Committed to High Governance Best Standards - Most Committed to Social Causes	
Best REIT Portfolio Management – Renewable Energy Philippines	International Finance Awards 2022
Best IPO - Philippines	The Asset Triple “A” Awards for Sustainable Finance 2022

Significant Transactions in 2023

On February 10, 2023, the Company listed a fixed-rate ASEAN Green Bonds in the total amount of P4.5 billion, inclusive of the P1.5 billion oversubscription option with the Philippine Dealing and Exchange Corp. The bonds will be maturing on February 10, 2028 from issue date at a rate of 7.0543%. The proceeds were used to acquire parcels of land with an aggregate total of 512 hectares from multiple landowners spread across the three (3) barangays in Tuy, Batangas namely Brgy. Lumbangan, Brgy. Luntal and Brgy Bolbok. Additional acquisitions were also made in Arayat, Pampanga and Pangasinan. These parcels of land are ideal for utility scale solar power plants due to its proximity to the NGCP Substation and proven solar irradiance resources.

In 2023, the Company agreed to enter into Lease Agreements with Citicore Solar Batangas 1, Inc., ("**Citicore Batangas 1**"), Citicore Solar Batangas 2, Inc. ("**Citicore Batangas 2**"), Citicore Solar Pampanga 1, Inc. ("**Citicore Pampanga 1**") and Citicore Solar Pangasinan 2, Inc. ("**Citicore Pangasinan 2**") and Citicore Renewable Energy Corp. ("**CREC**") for the lease of seven (7) parcels of land, with an aggregate land area of 5,115,362 sq.m. located across Luzon particularly in the Municipalities of Tuy, Batangas, Pampanga and Pangasinan. These properties will deliver a total capacity of around 500MWdc.

Likewise, in 2023, CREIT is glad to have been awarded with the following recognition:

2023	
Award	Awards Ceremony
Best Investor Relations – Energy REIT Philippines	International Finance Awards 2023
The first REIT company to issue an ASEAN Green Bond	19th PDS Annual Awards Night

Significant Transactions in 2024

On March 15, 2024, the Parent Company and CST1 sold a total of 1,884,374,000 common shares in the Company at P2.6534 per share to SM Investments Corporation (SMIC) raising approximately P5.0 billion. The Parent Company will continue to be the single largest shareholder in the Company with a 32.88% effective ownership post-transaction. Proceeds from the sale will be used by the Parent Company to fund further development of solar construction projects across different locations nationwide.

In 2024, CREIT once again embarked another milestone and garnered various recognitions through the following awards:

2024	
Award	Awards Ceremony
Country Awards - Best Managed Company - Best Small-Cap Company - Best Committed to Environmental Social and Governance - Most Committed to Diversity Equity and Inclusion - Best Chief Executive Officer - Best Chief Finance Officer	FinanceAsia – Best Managed Companies in Asia 2024
One (1) Golden Arrow Award	ASEAN Corporate Governance Scorecard (ACGS) Awards 2024

The first REIT company to issue an ASEAN Green Bond	19 th PDS Annual Awards Night
Best Green Bond	The Asset Triple “A” Awards for Sustainable Finance 2024

Summary Information on the Sponsors, the Fund Manager and the Property Manager

Each of the Sponsors is a corporation organized under the laws of the Philippines, and Citicore Tarlac 1 is a wholly owned indirect subsidiary of CREC (CREC owns of all of the outstanding common shares of Sikat Solar Holdco Inc., which in turn owns all of the outstanding common shares of Citicore Tarlac 1). CREC is one of the leading renewable energy generation companies in the Philippines engaged in development of renewable energy plants, including large-scale solar power plants. CREC is also engaged in the business of renewable energy asset development, engineering, procurement and construction, and renewable energy asset management, including operation and maintenance of solar power generation facilities. As such, the Company benefits from the Sponsors’ well-established reputation, relationships with key players in the Philippine renewable energy industry, understanding of the Philippine renewable energy market, and extensive experience in developing and managing renewable energy properties such as the Company’s Properties. CREC is a wholly owned subsidiary of CPI, also a corporation organized under the laws of the Philippines.

The fund manager, Citicore Fund Managers, Inc., is a corporation organized under the laws of the Philippines (the “**Fund Manager**”). The Fund Manager was incorporated on July 21, 2021, and has its registered office at 11th Floor, Rockwell Santolan Town Plaza, 276 Col. Bonny Serrano Ave., San Juan City, Metro Manila. The Fund Manager is a wholly owned Subsidiary of CREC. The Fund Manager has general power of management over the assets of the Company, pursuant to a fund management agreement dated July 26, 2021 between the Company and the Fund Manager (the “**Fund Management Agreement**”). The Fund Manager’s main responsibilities are to implement the Company’s investment strategies and manage the Company’s assets and liabilities for the benefit of the Company’s Shareholders. The Fund Manager will manage the assets of the Company with a focus on generating steady revenues and, if appropriate, increasing the Company’s assets over time so as to enhance the returns from the investments of the Company and, ultimately, the distributions to the Company’s Shareholders.

Under the Fund Management Agreement, the Fund Manager will receive equivalent 0.5% of the Company’s Guaranteed Base Lease exclusive of value-added taxes (the “Management Fee”).

The Fund Manager shall likewise be entitled to (i) an acquisition fee of 0.5% of the acquisition price of every acquisition made, exclusive of value-added taxes, and (ii) a divestment fee of 0.5% of the sales price for every property divested by it on behalf of the Company, exclusive of value-added taxes. The total amount of (x) fees paid under the Property Management Agreement, and (y) the Management Fee, acquisition fee, and divestment fee (collectively referred to as “Fund Management Fee”), paid to the Fund Manager, in any given year, shall not exceed 1% of the Net Asset Value of the properties under management.

In computing the Fund Management Fee, the formula to be used shall be as follows:

$$\begin{aligned}
 \text{Fund Management Fee} = & \quad (0.5\% \times \text{Guaranteed Base Lease}) \\
 & + (0.5\% \times \text{acquisition price, for every acquisition, if applicable}) \\
 & + (0.5\% \times \text{sales price for every property divested, if applicable})
 \end{aligned}$$

The Fund Management Fee shall be due and payable to the Fund Manager 10 days from the receipt by the Company of a billing statement. For clarity, such billing statement shall be provided no later than 10th day of the month following the determination of the Guaranteed Base Lease of the immediately preceding quarter.

The property manager, Citicore Property Managers, Inc., is a corporation organized under the laws of the Philippines (the “**Property Manager**”). The Property Manager was incorporated on August 4, 2021, and has its registered office at 11th Floor, Rockwell Santolan Town Plaza, 276 Col. Bonny Serrano Ave., San Juan City, Metro Manila. The Property Manager is a wholly owned Subsidiary of CREC. The Property Manager will perform the day-to-day property management functions of the Properties pursuant to a property management agreement dated as of August 9, 2021 between the Company and the Property Manager (the “**Property Management Agreement**”), in accordance with this REIT Plan, and the Company’s investment strategies. These functions include managing the execution of new leases and renewing or replacing expiring leases. In addition, the Property Manager will oversee CREC’s operation and maintenance of the Clark Solar Power Plant; maintenance of the land premises underlying the Properties; formulation and implementation of policies and programs in respect of solar plant facility management; maintenance and optimization; secure and administer routine management services, including security control, fire precautions, communication systems and emergency management; and oversee plant operations management.

Under the Property Management Agreement, the Property Manager will receive an annual management fee equivalent to 1.5% of the Company’s Guaranteed Base Lease, provided that total of such fee (the “Property Management Fee”) and the Fund Management Fee and shall not exceed 1% of the Net Asset Value of the properties being managed.

$$\text{Property Management Fee} = \text{Guaranteed Base Lease} \times 1.50\%$$

The Property Management Fee shall be due and payable to the Property Manager 10 days from the receipt by the Company of a billing statement. For clarity, such billing statement shall be provided no later than 10th day of the month following the determination of the Guaranteed Base Lease of the immediately preceding quarter.

The Property and Fund Management Fee shall take effect on February 22, 2022 or at listing date, in accordance with REIT Law.

Competition

The Company’s and its Lessees’ main competition in the Philippine electricity market are coal, oil and natural gas electricity generators as well as other renewable energy suppliers who use hydro, wind, geothermal and solar PV technologies. The market price of commodities, such as natural gas and coal, are important drivers of energy pricing and competition in most energy markets, including in the Philippines.

The Clark Solar Power Plant, which is FIT-certified, and is operated by CREC, is expected to generate stable cash flows from a guaranteed electricity purchase agreement with the Government, and is not expected to be affected by market competition. However, bilateral contracts between the Company’s other Lessees and their customers, are subject to direct competition from both renewable and non-renewable players in the Philippine energy industry.

In respect of the solar power industry, the Lessees’ main competitors are Vena Energy, AC Energy, Solar Philippines, PetroSolar, Aboitiz Power and Energy Development Corporation.

KEY INVESTMENT HIGHLIGHTS

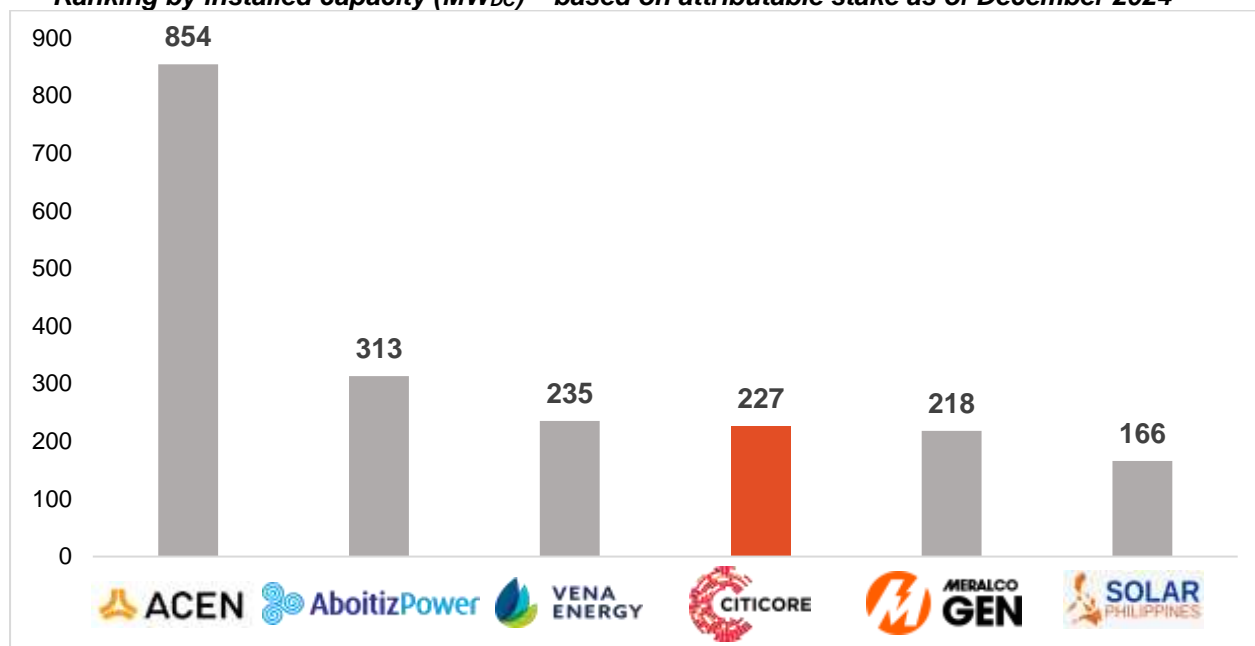
The Company believes that it benefits from the following competitive strengths:

CREC, one of the Sponsors, is a leading vertically integrated renewable energy generator with a proven track record in greenfield asset development, engineering, procurement and construction execution and asset operation and management.

Each of the Sponsors is a corporation organized under the laws of the Philippines, and Citicore Tarlac 1 is a wholly owned indirect subsidiary of CREC. CREC is one of the leading renewable energy generation companies in the Philippines engaged in development of renewable energy plants, including utility-scale solar power plants. CREC is also engaged in the business of renewable energy asset development, engineering, procurement and construction, and renewable energy asset management, including operation and maintenance of solar power generation facilities (for which it deploys cloud-based real-time supervisory control and data acquisition systems). As such, the Company benefits from the Sponsors' well-established reputation, relationships with key players in the Philippine renewable energy industry, understanding of the Philippine renewable energy market, and extensive experience in developing and managing renewable energy properties such as the Company's Properties.

CREC's strengths lie in its proven track record, strong brand reputation, and ability to develop solar power plants of different capacities and across multiple regions in the Philippines. As of December 31, 2024, the Citicore Group was the fourth largest solar power generator in the Philippines with an overall attributable capacity of 227MWdc.

Ranking by installed capacity (MW_{DC}) – based on attributable stake as of December 2024



The Company and the Lessees of the Leased Properties are all members of the Citicore Group, and the Lessees operate solar power plants with a total combined installed capacity of 145MW_{pDC}.

The Company has a unique business model, with revenue streams primarily sourced from land leases providing steady recurring revenues and cashflows and stable distributions.

All of the Company's revenues are from lease payments from its Lessees which operate solar power plants on the Leased Properties. The Leased Properties contributed all of the Company's revenue for the year ended December 31, 2024.

The lease rental rates for the Leased Properties comprise (i) a guaranteed annual base rental rate, payable on equal monthly installments, and (ii) a variable rental rate equivalent to 50% of the incremental gross revenue earned by the Lessee from any excess in its solar power generation or pricing from its contract renewals for the current fiscal year.

The foregoing structure enables the Company to maximize the value of the Leased Properties, by increasing the certainty of base lease fees while also allowing the Company to benefit from any outperformance by its Lessees.

Secured long-term offtake agreements from reputable customers of Lessees' supported by Government incentives.

The Company's rental income for its lease agreement with CREC are dependent on the Clark Solar Power Plant which is FIT-certified. FIT-certified power plants have guaranteed power purchase agreements with the Government, and are expected to generate stable cash flow. Under the FIT regime, CREC's offtaker is TransCo, a Government owned-and-controlled corporation ("GOCC").

As of December 31, 2024, 95% or 266.0MWpDC, of the total installed capacity of the solar power plants located on the Leased Properties are contracted to Transco and Contestable Customers across a diverse range of industries and the balance is sold by the lessees who operate the solar power plants on such Leased Properties under priority dispatch on the WESM. The Lessees' key customers include creditworthy purchasers such as large diversified conglomerate SM Prime Holdings, Inc., various establishments of Gaisano and Ortigas, industrial park operators such as Freeport Area of Bataan, among others.

The Sponsors are also committed to further broadening the Lessees' customer base through improving their pricing methodology and enhancing customer service experience, to increase the Lessees' competitiveness and profitability.

The Company is well positioned to capture growth in the demand for electricity, and the increasing focus of the Government on renewable energy sources to address the country's long-term energy requirements.

The Philippine's latest Philippine Energy Plan (PEP) 2023-2050 (draft) has provided a blueprint for the energy sector and government's long-term vision for the energy sector. The latest PEP is increasingly ambitious in terms of its renewable energy goals and broadly aligns with the Clean Energy Scenario (CES) in the previous PEP 2020-2040, with the exception of gas-fired capacity. The latest PEP's Reference Case targets a 35% share of renewables in the generation mix by 2030, and 50% by 2040. Two additional CES scenarios are included in the draft PEP 2023-2050, which highlight the potential for OSW and nuclear. Based on the PEP projections, there remains an RE generation gap equivalent to around 58 GWp of solar to meet the RE targets by 2040.

The Citicore Group's ability to identify strategic locations, develop and construct renewable energy sources plant means that it has the flexibility to allocate its energy production for both base and peak demands. The expansion of the Company's renewable energy real property

portfolio through the Citicore Group's upcoming projects will continue to increase the Company's flexibility in meeting the varying requirements of its customers at the lowest cost possible. With a target of growing its solar renewable energy capacity to 1.5GW_{DC} by 2025, the Citicore Group is well positioned to address the country's need for clean power sources, and benefit from the RPS mandated by the DOE.

Based on the DOE's Power Development Plan, there is a forecast of a power supply shortage beginning in 2022-2023. Given the longer construction period required by conventional power plants, the Company believes that solar power plants farms that can be built in a period of six months to one year once land is available, are in the best position to address the immediate supply gap. In addition, the Company believes that solar energy, with its low levelized cost of electricity (LCOE), is one of the best options to bridge the gap between the supply and demand of electricity as forecasted in DOE's Power Development Plan. The Company also believes that solar energy developments will help meet the peaking demand driven by household and commercial consumption. The Citicore Group has maintained a healthy pipeline of renewable energy projects that the Company believes will enable it to take advantage of the market opportunity.

The Lessees have exhibited a superior operational track record with their consistent and resilient operations.

Each of the solar power plants operated by the Lessees have a design life of 30 years, which can be further extended by another 25 years with additional capital expenditures at the end of the design life. The operations teams of the Lessees regularly and diligently conduct preventive and predictive maintenance on all major equipment in the respective power plants operated by them to minimize unscheduled or unplanned internal outages. The Company believes the solar power plants operated by the Lessees are well kept and well maintained as evidenced by their high average plant availability rate of 98.0% from 2018 to 2024. The table below shows the availability rate and performance ratio of the solar power plants of the Company's Lessees for the years ended December 31, 2018, 2019, 2020, 2021, 2022, 2023 and 2024:

Solar Power Plant	Availability Ratio ⁽¹⁾					
	For the year ended December 31,					
	2019	2020	2021	2022	2023	2024
Clark Solar Power Plant....	99.1%	99.2%	99.7%	99.5%	99.1%	99.5%
Armenia Property	99.7%	99.2%	99.2%	97.3%	98.7%	99.3%
Toledo Property	91.6%	99.3%	97.5%	98.1%	97.9%	99.5%
Silay Property ⁽³⁾	97.6%	97.9%	91.0%	85.9%	98.6%	97.7%
Dalayap Property	99.6%	99.3%	99.1%	98.9%	98.8%	99.2%
Bulacan Property	99.2%	98.0%	99.3%	99.9%	98.6%	99.8%
South Cotabato Property ..	95.1%	98.1%	98.3%	97.9%	97.3%	98.1%

Solar Power Plant	Performance Ratio ⁽²⁾					
	For the year ended December 31,					
	2019	2020	2021	2022	2023	2024
Clark Solar Power Plant....	76.0%	76.5%	77.3%	76.6%	74.7%	75.4%
Armenia Property	77.3%	76.9%	76.9%	78.7%	77.9%	77.4%
Toledo Property	76.4%	75.9%	76.1%	75.5%	76.9%	75.8%
Silay Property.....	76.8%	77.3%	78.6%	75.6%	76.8%	76.1%
Dalayap Property	78.9%	77.7%	78.4%	78.4%	78.3%	76.7%
Bulacan Property	76.3%	77.0%	78.9%	79.3%	80.1%	77.3%
South Cotabato Property ..	75.8%	76.0%	78.9%	78.0%	74.3%	74.9%

Notes:

- (1) *Availability Rate is the percentage of time that the solar power plant is available to provide energy to the grid. It is an indicator of reliability.*
- (2) *Performance Ratio is the ratio of actual and the theoretically possible energy outputs of the solar power plant. The formula was aligned to conform to the updated standard performance ratio calculations of National Renewable Energy Laboratory (NREL).*
- (3) *Silay Property's availability ratio in 2022 was severely affected by curtailments due to Typhoon Odette.*

According to the updated National Renewable Energy Laboratory (NREL), the standard performance ratio for a newly built PV system average at 77%, and over time, the performance of the system reduces due to annual degradation of PV Panels. The Company's and its Lessees' solar plants have been operational for more than 6 years already, yet the plants consistently achieved above industry Performance Ratio due to the various plant optimization initiatives of the operators.

The Company strategically selected the locations of the Leased Properties as those with solar irradiation between 4.7-5.5 kWh/m²/day based on the long-term historical irradiation data of National Renewable Energy Laboratory (NREL), a national laboratory of the U.S. Department of Energy based in Texas. The Lessees also have systems in place to detect, instantly, the daily output and be able to calibrate and improve output of their relevant solar power plants, as the need arises, based on an expected performance ratio with respect to the peak nominal rated capacity of the PV panel modules installed. The calculations typically involve consideration of solar specific issues, such as solar irradiation and PV panel degradation (at a minimum), as well as spectrum temperature and, the effects of seasonal weather variability on testing.

Solar power plant operations in the Philippines have also proven resilient during the COVID-19 pandemic. Despite 4.04% year-on-year contraction in power generation in the Philippines in 2020, solar energy power plants continued to sustain their operations and revenues as coal plants were forced to temporarily shut down their operations due to quarantine measures. Based on the DOE's 2023 Power Statistics, solar power plants across the Philippines increased their gross generation output by 85.3% from 2020 to 2023.

Gross Power Generation (DOE 2023 Power Statistics)*

Year	2017	2018	2019	2020	2021	2022	2023
Solar Power Generation (MWh)	1,201,152	1,249,116	1,246,082	1,372,604	1,469,550	1,822,396	2,544,000

.....
**2024 data not yet published by DOE*

The table below shows the gross power generated by the solar power plants of the Lessees and the percentage of the gross power generated by the solar power plants of the Lessees out of the total solar power generation output in the Philippines from 2017 to 2023.

Year	2017	2018	2019	2020	2021	2022	2023
Total Power Generation of solar power plants of Lessees (MWh)	221,933	226,972	229,490	229,531	214,032	212,890	223,876
% of Total Solar Power Generation in the Philippines	18.5%	18.2%	18.4%	16.7%	14.6%	11.7%	8.8%

Opportunity for growth through optimization of operations and asset acquisition.

The Company's leases of the Leased Properties allow it to share in the organic growth of the operations of the Company's Lessees, who are expected to benefit from increasing demand for and prices for energy in the Philippines as well as various plant optimization initiatives to improve generation output of the respective power plants operated by them.

The Lessees also continue to explore opportunities to optimize their operations, such as improving their performance ratios through identified initiatives around maintenance of panels (including cleaning), modifications in sections of the solar power plants to reduce the effects of shading, and regular thermal scanning to optimize the generation. In addition, deployment of initiatives in certain Properties, like the Agro-Solar initiative, have helped reduce grass cutting-costs while generating livelihood for the community.

The Company is also well positioned to benefit from the Citicore Group's pipeline of renewable energy assets, which will potentially allow the Company to expand its property portfolio subject to such assets meeting the Company's investment criteria. The Citicore Group has a strong pipeline of solar power plants with an expected combined installed capacity of 1.5GW_{DC}, which are under various stages of development and which the Citicore Group expects to be completed by 2025. In 2023, CREIT's land acquisitions were leased out to Sponsor's under construction solar power plant.

The Fund Manager aims to achieve portfolio growth through the acquisition of quality income-producing renewable energy properties that fit within the Company's investment strategy to enhance total return for Shareholders and increase potential opportunities for future income and capital growth. In executing this strategy, the Company will endeavor to acquire properties situated in high-growth areas, whether from the Sponsors, or third parties, to cater to economic growth that provides meaningful investment for social contribution.

To meet the Company's investment criteria, a potential new renewable energy property should (i) primarily (but not exclusively) be a site suitable for solar power plants, but may include other renewable energy properties available in the market; and (ii) be located in underdeveloped areas where the Company has completed and validated the availability of resources and the potential of such area for future township developments to drive long-term appreciating land value.

Experienced, committed, and professional management team with several years of accumulated experience.

The Company's management team comprises individuals who have spent their careers in the Philippine solar power industry and have gained valuable experience as long-time employees of the Citicore Group. Combining leading-edge technology innovation with prudent and effective risk management practices, the Citicore Group manages a portfolio of solar power plants and development.

The Company's Chairman of the Board is Edgar Saavedra, the ultimate beneficial owner of the Citicore Group. Mr. Saavedra has more than 20 years of experience in engineering and construction. He led the creation and implementation of the overall strategic direction of Megawide Construction Corporation ("**Megawide**") and the Citicore Group, directing more than 4,000 employees nationwide. Mr. Saavedra personally heads Megawide and the Citicore Group's research and development team in engineering. His engineering and entrepreneurial expertise has put the Citicore Group in a position to roll out the construction and operation of its 1.5GW_{DC} plan.

The Company is also led by Oliver Y. Tan, President and CEO, who first joined Megawide in 2010 as Chief Finance Officer. He was involved in the successful IPO of Megawide in 2011 and has led the deals for various Public Partnership Projects with the Government starting with the construction of schools with Department of Education (Phase 1 and Phase 2), Mactan Cebu International Airport Project and Parañaque Integrated Terminal Transport Project. Beginning 2018, he focused on the expansion of the Citicore Group's business and has led various successful deals such acquisitions, joint venture agreements and bilateral contracts over the years. Mr. Tan's vision has driven the very rapid growth of the Citicore Group from 2016. He leads over 100 employees and applies his experience in corporate finance, strategy and building infrastructure business.

Supporting Mr. Tan is a highly experienced management team, including Michelle Magdato, the recently appointed Chief Finance Officer of the Company. She is a Certified Public Accountant and a seasoned Finance and Accounting professional who has over the years supported Megawide –Citicore Group in implementing financial controls, tax management and financial reporting system.

The Company is the largest landlord of renewable energy properties that are strategically and diversely located across the Philippines with potential for future development.

The Company believes that its Properties are strategically located and encompass large areas in key provinces that are suitable for future township development.

The Company's Properties comprise (i) 472,041 sq.m. of land owned by the Company (i.e., the Armenia Property, the Bulacan Property and the South Cotabato Property), and (ii) 1,515,457 sq.m. of land, of which the Company owns the leasehold rights (i.e., the Clark Property, the Toledo Property, the Silay Property, and the Dalayap Property). The Company has a right of first refusal, subject to certain conditions, in the event the land underlying the Toledo Property and the Dalayap Property are sold by their owners, usufructuaries or lessees.

Sustainable investing that provides Shareholders the opportunity to direct capital into companies with positive impact on the environment and society.

In line with the United Nations' 2030 agenda for sustainable development, the Citicore Group pioneered the "Agro-Solar" concept in the Philippines, which allows solar plants and vegetable farmers to co-exist on the land where the solar power plants are operated and aims to provide livelihood and augment income of the farmer communities where the Leased Properties are located. The Clark Property, Armenia Property, Dalayap Property and the Bulacan Property currently implement the agro-solar concept.



Further, based on the Company's estimates, the solar power plants operated on the Leased Properties are able to reduce approximately 231,720 tons of CO₂ annually, or an aggregate of 7,000,000 tons of CO₂ for the entire design life of the power plants. On November 22, 2021, the Company received a dark green rating from Cicero Green, the first in Southeast Asia. Cicero Green is a leading provider of second party opinions on institutions' frameworks and guidance for assessing and selecting eligible projects for green, sustainability and sustainability-linked bond investment. The dark green rating ranks the highest rating on environmental soundness of green projects. To ensure the sustainability and green aspect of the Company, for any potential new renewable energy property to be acquired in the future, the Company will (i) adequately consider the climate resilience of the location of such property

and the solar plants located thereon, and adopt a comprehensive approach to local environmental issues such as policies to select sites with minimal trees and measures to minimize local resistance and disturbance; (ii) focus on non-irrigated and unproductive farmland to reduce displacement, and ensure that no deforestation was undertaken prior to construction of the solar plants; and (iii) have good resource management to encourage high re-use rate of water used for solar panel cleaning and to support Agro-Solar initiatives, wherein vegetable and root crops are planted alongside solar panels to provide income augmentation to nearby farmer communities.



The Citicore Group has also implemented other community building activities, such as training programs to provide scholarship and employment opportunities to local communities where the Leased Properties are located for inclusive growth.



Industry Recognition

True to its goal of empowering investments, CREIT believes in championing business excellence to continuously uphold and maximize shareholder value. As the first renewable energy REIT in the country, CREIT is glad to have been recognized through the following awards:

Risks Relating to the Company

The Company's assets and the Lessees' solar power plants are subject to the risk of losing revenue in the event they are rendered inoperable for an indefinite time period due to force majeure events, and the Company and the Lessees may be required to undertake significant repair and replacement works.

If any of the Company's assets or the Lessees' solar power plants are rendered inoperable due to force majeure events, there can be no assurance that the Lessees will be able to successfully achieve the projected net electricity generation values, which could materially affect the Company's and its Lessees' business prospects, financial condition, results of operations and cash flow. The Company's revenues and its Lessees' net operating revenue will also be affected, which could materially and adversely affect the amount of Distributable Income available to the Company for distribution to its Shareholders.

To manage these risks, the Company and its Lessees maintain comprehensive insurance policies that cover business interruption for approximately two months on an aggregate Property-wide basis or more than five months for the largest solar power plant operating on the Properties. The insurance policies also cover risks of certain force majeure events up to the full replacement cost of the solar power plants operating on the Properties.

The Lessees' solar power plants are exposed to unscheduled, unplanned and prolonged internal and external outages resulting in potential loss in revenues.

Unscheduled or unplanned internal plant outages refers to unexpected breakdown of major equipment (including failure, damage to or explosions caused by battery storage) resulting in substantial or total solar power plant shutdown until such equipment is replaced or restored.

From 2018 to 2024, the Lessees' solar power plants experienced an annual average loss of 10.0 hours or 0.034% of annual average solar power generation hours (i.e., total available operating hours for solar power generation) due to unscheduled internal outages. From 2018 to 2024, the Lessees' solar power plants have also consistently achieved an average plant availability rate of 98.0%.

On the other hand, unscheduled external outages refer to electricity grid outages at the regional or national level that disrupt the transmission of electricity and could result in curtailment of energy offtake below expected levels. For example, there could be failures in the transmission towers, power conductors or insulators of the National Grid Corporation of the Philippines ("NGCP").

From 2018 to 2024, the Lessees' solar power plants experienced an annual average loss of 75.1 hours or 0.25% of annual average solar power generation hours due to unscheduled external outages. The occurrence of any prolonged unscheduled internal or external outages would reduce the revenue of the Company's Lessees, which would result in a material adverse effect on the Company's and its Lessees' business, prospects, financial condition, results of operations and cash flows.

Each of the solar power plants operated by the Lessees have a design life of 30 years, which can be further extended by another 25 years with additional capital expenditures at the end of the design life. The operations teams of the Lessees regularly and diligently conduct preventive and predictive maintenance on all major equipment in the respective power plants operated by them to minimize unscheduled or unplanned internal outages. The Company believes that the Clark Solar Power Plant operated by CREC and the solar power plants of the Lessees are well kept and well maintained as evidenced by their high average plant availability rate of 98.0% from 2018 to 2024. The Company and CREC have also invested in a computerized monitoring and maintenance system to efficiently track various preventive maintenance programs and initiatives for the Lessees' solar power plants. The Lessees also keep an inventory of spare parts which are not locally available and which may take a lead time of three to four months to order. Each of the Lessees also maintains inventory for critical equipment like solar panels, inverters, and others to avoid any prolonged shutdown of their respective solar power plants.

To manage the risk of external plant outages, the Company carefully selects the sites or locations where its lessees' solar power plants are located or may be viable locations to put up said solar plants, taking into consideration transmission grid stability and reliability.

The Lessees may be unable to maintain sufficient operating cash for maintenance and other similar costs of the solar power plants, and the Lessees' operating cash may be insufficient to cover necessary costs of the solar power plants.

The Company expects its Lessees to keep their respective solar power plants in good working order. Accordingly, the Lessees may from time to time need to expend funds to complete routine maintenance, as well as extraordinary maintenance, in the event of damage from weather disturbances such as typhoons, earthquake, or floods or from other unforeseen events.

To manage this risk, the Lessees have, in the past, and expect to, in the future, conduct regular maintenance with cash sourced through their respective operating cash flow. The Company does not expect its Lessees to incur any significant amount of capital expenditure in the future for the solar power plants.

However, there can be no guarantee that the Company or its Lessees will be able to maintain operating cash at the desired level or that the Company's or its Lessees' operating cash will be sufficient to cover maintenance and other similar costs in the event of an extraordinary occurrence. Insufficient operating cash may have an adverse effect on the Company's business, financial condition, and results of operations.

The solar power plants located on the Leased Properties may be subject to an increase in operating and other expenses.

The Company's ability to make distributions to shareholders could be adversely affected if operating and other expenses of the solar power plants located on the Leased Properties increase without a corresponding increase in revenues. Factors which could increase operating and other costs include:

- increase in the cost of labor, materials and insurance;
- restoration costs in case of events such as floods, natural disasters and accidents;
- increase in raw material costs such as diesel fuel, water and coolants;
- adverse weather conditions;
- unforeseen legal, tax and accounting liabilities; and
- other unforeseen operational and maintenance costs.

Any significant increase in operations and maintenance costs will reduce the net operating revenue generated by the Company's lessees from the solar power plants located on the Leased Properties, will materially and adversely affect the business, prospects, financial condition, results of operations and cash flows of the lessees, and decrease the amount of Distributable Income of the Company available to Shareholders.

To manage these risks, the Company and CREC intend to maximize operational efficiencies by leveraging on the economics of scale as the property portfolio of the Company and the solar assets of the Citicore Group continue to expand. The lessees' solar operations and maintenance teams have successfully reduced the levelized cost of energy ("LCOE") relating

to the solar power plants of the lessees of the Company from an average of ₱0.85 per kwh as of December 31, 2018 to ₱0.56 per kwh as of December 31, 2024.

The loss of key customers of the Company's Lessees or a downturn in the business of such customers could have an adverse effect on the Company's financial condition and results of operations.

As of December 31, 2024, the top five customers of the Company's Lessees comprise 85% of 280.0MW_{AC} or the total contracted capacity of the solar power plants located in the Leased Properties and the largest customer of the Lessees accounted for 50% of the total contracted capacity of the solar power plants located in the Leased Properties.

Accordingly, the Company's financial condition and results of operations and ability to make distributions may be adversely affected by the bankruptcy or insolvency, or a downturn in the business, of its lessees' key customers. In addition, if a key customer decides not to renew its power purchase agreement or to terminate its power purchase agreement before it expires, while subject to considerable pre-termination payments due such Lessee, the Company's financial condition and results of operations and ability to make distributions may be adversely affected. The loss of any key customers could result in the Company's lessees selling excess energy to the WESM which would reduce the amount of realizable revenue from such energy sales.

To manage these risks, the Lessees' management have implemented a credit rating system for customers, where credit terms and deposit requirements are granted based on the credit standing of the respective customer. The Company also believes that CREC's sales to TransCo, being a Government-owned-and-controlled entity, have a low risk of default. The Company's Lessees' key customers include creditworthy purchasers such as large diversified conglomerate such as SM Prime Holdings, Inc., various establishments of Gaisano and Ortigas, industrial park operators such as Freeport Area of Bataan, among others.

The Company also believes that its Lessees have strong and stable relationships with their respective customers. CREC has a 20-year offtake contract with TransCo, which commenced on March 16, 2016 with respect to the sale of power from Clark Solar Power Plant. All of the customers of the operators of the solar power plants located on the Leased Properties have a weighted average (by contracted capacity) term of 10.6 years as of December 31, 2024. Out of the total contracted capacity of such solar power plants of 280.0MW_{AC} as of December 31, 2024, 14.7% will expire in 2025, 6.1% will expire in 2026, 6.5% will expire in 2027 and 72.7% will expire beyond 2027. Many of the customers have been clients of such solar power plant operators since 2017 and have renewed their contracts.

The appraised values of the Company's Leased Properties may be different from the actual realizable value and are subject to change.

The appraised values of the Company's Properties are based on multiple assumptions containing elements of subjectivity and uncertainty. As a result of these assumptions, the appraised values of the Company's properties may differ materially from the price that the Company could receive in an actual lease or sale of the Properties in the market and should not be taken as their actual realizable value or a forecast of their realizable value. Unforeseeable changes to the Company's Properties, as well as national and local economic conditions, may affect their value. In particular, the valuation of the Company's properties could stagnate or even decrease if the market for comparable properties in the Philippines experiences a downturn whether as a result of Government policies directed to the property sector or changing market conditions due to the ongoing COVID-19 pandemic or otherwise.

Property prices may also decrease in the future, which could result in lower changes in the appraised value of the Company's Properties. If the fair value of the Properties cannot be reliably determined, the investment property under development will be measured at cost until such time as fair value can be determined or development is completed, at which time any difference between the fair value and the carrying amount will be recognized in profit or loss for that period. The property valuation involves the exercise of professional judgment and requires the use of certain bases and assumptions. The valuer uses the income approach, and particularly, a discounted cash flow analysis for the Properties. The fair value of the Company's investment properties may have been higher or lower if the valuer had used a different valuation methodology or if the valuation had been conducted by other qualified independent professional valuers using a different valuation methodology. In addition, upward revaluation adjustments reflecting unrealized capital gains on the Company's investment properties as of the relevant statement of financial position dates are not profit generated from the sales or rentals of the Company's investment properties and do not generate any cash inflow to the Company until such investment properties are disposed of at similarly revalued amounts. The amounts of revaluation adjustments have been, and may continue to be, significantly affected by the prevailing property markets and may decrease or increase.

To manage these risks, the Company, together with the Fund Manager and the Property Manager, intend to continue to identify properties in key provincial areas which they believe have growth and development potential.

The Company's Properties (other than the Armenia, Bulacan and South Cotabato Properties) are leasehold rights, and titles over such land leased by the Company may be contested by third parties.

The Properties (other than the Armenia Property, the Bulacan Property and the South Cotabato Property) are leased by the Company from other parties which own or derive rights from the owners of the land. In particular, in the case of the Clark Property, the Company leases the land from Clark Development Corporation. In case of the Toledo Property, the Company leases the land from Leavenworth Realty Development which holds usufructuary rights granted by the owner of the land. For the Silay Property, the land is owned by Claudio Lopez, Inc. For the Dalayap Property, a 56,000 sq.m. portion of the land is owned by Ma. Paula Cecilia David and Juan Francisco David, and a 47,731 sq.m. portion of the land is subleased by the Company from Benigno S. David and Vivencio M. Romero Jr., who, in turn, lease such area from the landowner. For more details on the leasehold rights of the Company, please refer to the section on "*Business and Properties*".

These arrangements expose the Company to risks over the ownership of these lands and rights derived from such ownership. If the Company's operations are affected by any issues regarding the land underlying the Properties, the Company could be in breach of its lease agreements with its lessees and may have to settle reparations with the affected parties. The Company's entitlement to rental payments may also be materially and adversely affected. Any of the foregoing circumstances could have a material adverse effect on the Company's business, financial condition and results of operations.

If the land lease agreements of the Company are amended, terminated or cancelled, including as a result of any of market-standard events of default included in such agreements, the Company and its lessees could face a substantial disruption to their operations and such circumstances would have a material adverse effect on the Company's business, financial condition and results of operations, including on the Company's ability to make distributions. Similarly, the non-renewal of the lease agreements upon expiration thereof may have a material adverse effect on the Company's business, financial condition and results of operations.

To manage these risks, the Company has registered its leases with the relevant land registries in the Philippines to protect its rights against third parties. The Company believes it is also able to manage this risk through contractual remedies and safeguards in its contracts, which generally includes a prohibition on the lessor from assigning the lease without the consent of the Company, and also includes the explicit consent of the property owner to registration of the lease. The Company has complied with its obligations under the land lease agreements and has not caused any event of default. The Company and the Property Manager shall also continue to actively monitor the Company's compliance with its obligations under the Company's land lease agreements to ensure that the Company does not trigger an event of default which could lead to the termination of such land lease agreements.

The Company also has rights of first refusal with respect to the land underlying the Toledo Property and Dalayap Property which gives a priority right to the Company to purchase such land in the event that the owner or rightholder thereof disposes of such property. The Company does not have any rights of first refusal with respect to the disposal of the Clark Property and the Silay Property, which means that the land underlying such properties may be transferred at any time without giving the Company a priority right to acquire such property. Nonetheless, the Company believes that the non-inclusion of such right does not materially adversely affect the Company or its business or results of operations, since its leasehold rights are protected under its lease contract even in the event of change of ownership of the underlying land.

The Company may face increased competition from other renewable and non-renewable energy projects and properties.

The bilateral contracts between the Company's Lessees and their customers, are generally subject to direct competition from both renewable and non-renewable players in the Philippine energy industry.

To manage these risks, the Company believes that its lessees have had, and continue to maintain, strong and stable relationships with their customers.

The Company may be adversely affected by the illiquidity of real estate investments.

Real estate investments, particularly investments in land or leasehold rights, such as the Company's investments in the Properties, are relatively illiquid. Such illiquidity may affect the Company's ability to vary its investment portfolio or liquidate part of its assets in response to changes in economic, real estate market, or other conditions, which could materially and adversely affect the Company's financial condition and results of operations, and its ability to make distributions to Shareholders.

To manage the foregoing risk, the Company, together with the Fund Manager, will actively manage its capital structure and intend to implement a well-balanced risk management strategy. The Company also has the ability to obtain debt financing if necessary pursuant to and in accordance with the REIT Law.

Green Initiatives

In line with the United Nations' 2030 agenda for sustainable development, the Citicore Group pioneered the "agro-solar" concept in the Philippines, which allows solar plants and vegetable farmers to co-exist on the land where the solar power plants are operated, and aims to provide livelihood and augment income of the farmer communities where the Leased Properties are located. The Clark Solar Power Plant, Armenia Property, Dalayap Property and the Bulacan Property currently implement the agro-solar concept.

Further, based on the Company's estimates, the solar power plants operated on the Leased Properties are able to reduce approximately 231,720 tons of CO₂ annually, or an aggregate of 7,000,000 tons of CO₂ for the entire design life of the power plants.

The Citicore Group has also implemented other community building activities, such as training programs to provide scholarship and employment opportunities to local communities where the Leased Properties are located for inclusive growth.

Major Customers

The Leased Properties (not including the Clark Solar Power Plant) have been 100% occupied by their respective Lessees. CREC sells the electricity generated by the Clark Solar Power Plant to TransCo pursuant to a 20-year offtake contract commencing on March 16, 2016, which was assigned to CREC by CREIT on December 24, 2021 pursuant to DOE approval.

The other Lessees of the Company sell the electricity generated by their respective solar power plants to contestable customers operating in various industries who have entered into offtake agreements with such Lessees, and any excess capacity to the WESM.

Suppliers

The third-party suppliers of the solar power plants operated by the Lessees of the Company include manpower services, such as housekeeping services and security services, among others. Neither the Company nor any of its Lessees is dependent on any third-party supplier.

Government Approvals and Permits

All government approvals and permits issued by the appropriate government agencies or bodies which are material and necessary to conduct the business and operations of CREIT and its Lessees, were obtained and are in full force and effect.

CREIT and its business operations are subject to various laws and regulatory agencies, nationality restrictions, and environmental laws. CREIT complies with environmental laws and will keep abreast of any changes in such laws which may have an impact on its business.

CREIT complies with all local and national tax laws and regulations, and it shall continue to be so by diligently paying all taxes, including (but not limited to) income tax, withholding tax, real property tax, and such other taxes that are assessed against it and which CREIT understands to be due.

Employees

As of December 31, 2024, CREIT manpower complement is only seven.

The relationship and cooperation between the management and staff remain strong and expected to be maintained in the future. There has not been any incidence of work stoppages. CREIT complies with the minimum wage and employment benefits standards pursuant to Philippine labor laws. It adopts an incentive system that rewards and recognizes the employees who excel in their respective fields to foster the harmonious relationship between management and employees.

No single person is expected to make a significant contribution to the business, since CREIT considers the collective efforts of all its employees as instrumental to the overall success its performance.

Mr. Edgar B. Saavedra, *Chairman of the Board and Mr. Oliver Tan, CEO, and President*, and the other executives are the key decision makers of the Company. In relation to this, CREIT and Citicore group are continuously hiring experts to further strengthen and professionalize its organizational and management structure.

Item 2. Properties

Lessees: Operating Plants

The Company's renewable energy property portfolio consists of the Leased Properties which include the lease of the Clark Solar Power Plant to CREC and parcels of land leased to solar power plant operators, comprising (A) Company-owned Armenia Property, Bulacan Property and South Cotabato Property and (B) the Company's leasehold rights over the Toledo Property, the Silay Property, the Clark Property and the Dalayap Property.

The Leased Properties comprising the Clark Solar Power Plant, Armenia Property, the Toledo Property, the Silay Property, the Dalayap Property, the Bulacan Property and the South Cotabato Property are leased by the Company to its Lessees comprising CREC, Citicore Tarlac 1, Citicore Cebu, Citicore Negros Occidental, Citicore Tarlac 2, Citicore Bulacan, and Citicore South Cotabato, respectively. The Lessees operate solar power plants on the Leased Properties with a total combined installed capacity of 145MWpDC.

Citicore Tarlac 1, Citicore Tarlac 2, Citicore Bulacan and Citicore South Cotabato are wholly owned indirect subsidiaries of CREC, while Citicore Cebu and Citicore Negros Occidental are wholly owned subsidiaries of CPI, the parent company of CREC.

The Clark Solar Power Plant, Armenia Property, the Toledo Property, the Silay Property, the Dalayap Property, the Bulacan Property and the South Cotabato Property (collectively, the "**Leased Properties**") are leased by the Company to CREC, Citicore Solar Tarlac 1, Inc. (formerly, nv vogt Philippines Solar energy Three, Inc. ("**SE3**") ("**Citicore Tarlac 1**"), Citicore Solar Cebu, Inc. ("**Citicore Cebu**") (formerly, First Toledo Solar Energy Corp. ("**FTSEC**")), Citicore Solar Negros Occidental, Inc. ("**Citicore Negros Occidental**") (formerly Silay Solar Power, Inc. ("**SSPI**")), Citicore Solar Tarlac 2, Inc. (formerly, nv vogt Philippines Solar energy Four, Inc. ("**SE4**") ("**Citicore Tarlac 2**"), Citicore Solar Bulacan, Inc. (formerly Bulacan Solar Energy Corp. ("**BSEC**") ("**Citicore Bulacan**"), and Citicore Solar South Cotabato, Inc. (formerly, nv vogt Philippines Solar energy One, Inc. ("**SE1**") ("**Citicore South Cotabato**") collectively, the "**Lessees**", respectively. The Lessees operate solar power plants on the Leased Properties with a total combined installed capacity of 145MWpDC.

The Leased Properties comprise the Company's current portfolio, and have an aggregate appraised value of ₱19.8 billion as of December 31, 2024 based on the Valuation Reports issued by Cuervo Appraisers dated March 5, 2025 for the period ending December 31, 2024. The following table summarizes key information relating to the Company's Leased Properties.

	Clark Solar Power Plant	Armenia Property	Bulacan Property	South Cotabato Property	Toledo Property	Silay Property	Dalayap Property
Location	Clark Freeport Zone, Pampanga	Brgy. Armenia, Tarlac City	Brgy. Pasong Bangkal, San Ildefonso, Bulacan	Brgy. Centrala, Suralla, South Cotabato	Brgy. Talavera, Toledo City, Cebu	Silay City, Negros Occidental	Brgy. Dalayap, Tarlac City
Land area (sq.m.)	250,318	138,164	253,880	79,997	730,000	431,408	103,731
Right over property	Leased	Owned	Owned	Owned	Leased	Leased	Leased
Land lease expiry	September 2039	N/A	N/A	N/A	May 2041	October 2040	October 2040
Lessor	Clark Development Corporation	N/A	N/A	N/A	Leavenworth Development, Inc. (usufruct)	Claudio Lopez, Inc.	Ma. Paula Cecilia David & Juan Francisco David; and Benigno S. David & Vivencio M. Romero
Solar power plant installed capacity (MW_{DC})	22.325	8.84	15	6.23	60	25	7.55
Commissioning date	March 12, 2016	February 29, 2016	March 12, 2016	December 9, 2015	June 30, 2016	March 8, 2016	February 27, 2016
FIT Eligibility	Yes	No	Yes	Yes	No	No	No
Tenant/Operator of solar power plant	CREC	Citicore Tarlac 1	Citicore Bulacan	Citicore South Cotabato	Citicore Cebu	Citicore Negros Occidental	Citicore Tarlac 2
Commencement of the tenancy	November 1, 2021	November 1, 2021	January 1, 2022	January 1, 2022	January 1, 2022	January 1, 2022	November 1, 2021
Expiration of the tenancy	September 4, 2039	October 31, 2046	December 31, 2046	December 31, 2046	May 31, 2041	October 31, 2040	October 31, 2040
Appraised value (₱)	2,886,933,000	675,434,000	2,386,707,000	1,038,946,000	3,557,148,000	2,682,803,000	435,176,000
% of Appraised value	14.6%	3.4%	12.1%	5.2%	18.0%	13.6%	2.2%

Newly Acquired Properties

In 2023, the Company used the proceeds from the bonds to acquire parcels of land with an aggregate total of 511.5 hectares from multiple landowners spread across the three (3) barangays in Tuy, Batangas namely Brgy. Lumbangan, Brgy. Luntal and Brgy. Bolbok. This also includes acquisition of land properties in Pampanga and Pangasinan. These parcels of land are ideal for utility scale solar power plants due to its proximity to the NGCP Substation and proven solar irradiance resources. As of December 31, 2024, the Company has fully utilized the net proceeds of the Green bonds raised last February 10, 2023 amounting to Php 4.45B for these acquisitions.

The following table summarizes key information relating to these newly acquired. As the properties have been recently acquired, the acquisition cost or book value reasonably approximates its fair value while the third party independent appraisal is currently ongoing.

	Lumbangan Property (Batangas)	Luntal Property (Batangas)	Bolbok Phase 1 Property (Batangas)	Bolbok Phase 2 Property (Batangas)	Pampanga Property (Arayat)	Pampanga Property (Magalang)	Pangasinan Property
Location	Brgy. Lumbangan, Tuy, Batangas	Brgy. Luntal, Tuy, Batangas	Brgy. Bolbok, Tuy, Batangas	Brgy. Bolbok, Tuy, Batangas	Arayat, Pampanga	Magalang, Pampanga	Pangasinan
Land area (sq.m.)	1,062,083	839,535	741,016	933,979	419,214	70,433	1,049,102
Right over property	Owned	Owned	Owned	Owned	Owned	Owned	Owned
Land lease expiry	December 2047	December 2047	January 2048	January 2048	January 2048	July 2043	June 2048
Lessor	N/A	N/A	N/A	N/A	N/A	N/A	N/A
Right of first refusal	N/A	N/A	N/A	N/A	N/A	N/A	N/A
Solar power plant installed capacity (MW_{pdc})	125	72	72	105	42	14	113
Target Commissioning date	May 2025	May 2025	Sep 2025	Sep 2025	Jun 2025	TBD	Jul 2025
GEA 2 Eligibility	No	No	Yes	Yes	Yes	No	Yes
Commencement of the tenancy	January 1, 2023	January 1, 2023	February 1, 2023	February 1, 2023	February 1, 2023	August 1, 2023	July 1, 2023
Expiration of the tenancy	December 31, 2047	December 31, 2047	January 31, 2048	January 31, 2048	January 31, 2048	July 31, 2043	June 30, 2048
Appraised value (P)	1,240,268,000	1,073,788,000	932,678,683	1,149,841,190	746,779,000	91,853,000	896,189,000
% of Appraised value	6.3%	5.4%	4.7%	5.8%	3.8%	0.5%	4.5%

Rental Rates

The property lease rental rates for the Leased Properties comprise (i) a guaranteed annual base rental rate, payable on equal monthly installments, and (ii) a variable rental rate equivalent to 50% of the incremental gross revenue earned by the Lessee from any excess of its agreed base lease revenue for the current fiscal year.

In consideration for CREC's continuation of the operation of the Clark Solar Power Plant, CREIT executed a Deed of Assignment on October 13, 2021 effectively assigning its rights obligations, risks and liabilities, benefits and interests attributable to Service Contract issued by the DOE and other relevant permits, licenses, certifications, and agreements reasonably required for the operation of the Clark Solar Power Plant.

Land Ownership and Leasehold Rights

The Company leases the Clark Land from the Clark Development Corporation pursuant to a 25-year lease which expires on September 2039. The Armenia Property was acquired by the Company from the Sponsors via an asset for share arrangement while the Bulacan Property and the South Cotabato Property were acquired from the proceeds of the Company's initial public offering. In addition, the Company acquired (i) the leasehold rights over the Toledo Property for a remaining term of 19 years expiring on May 31, 2041, (ii) the leasehold rights over the Silay Property for a period of 18 years expiring on October 31, 2040, and (iii) the leasehold rights over the Dalayap Property for a period of 19 years expiring on October 31, 2040, pursuant to the Acquisition of Leasehold Rights.

Insurance

The Company's Lessees maintain comprehensive insurance policies which the Company believes are consistent with industry standards. These include business interruption insurance, and insurance to cover the tenant's improvements, furniture, equipment, supplies and all other properties within the leased premises against fire, lightning, flood and/or other perils. The policies also cover acts of terrorism, sabotage, riots, strikes, civil commotion, malicious damage, rebellion, revolution, mutiny, war and counter insurgency. The amount of coverage under such policies is enough to replace each tenant's solar power plant.

The Company has insurance policies for the Clark Solar Power Plant that it believes are consistent with industry practice in the Philippines and in such amounts and covering such risks as the Company believes are usually carried by companies owning similar properties in the same geographical areas as those in which the Company operates.

Leased Properties

The Lessees operate solar power plants with a total installed capacity of 145.0 MW_{pDC} on the Properties.

Clark Solar Power Plant



A solar power plant with an installed capacity of 22.3MW_{pDC} and other real properties (the "**Clark Solar Power Plant**") is located on a 250,318 sq.m. parcel of land (the "**Clark Land**") in the Clark Freeport Zone, which the Company leases from the Clark Development Corporation. The Company's lease is for 25 years commencing on September 5, 2014, and is renewable upon mutual consent of the parties.

The Clark Solar Power Plant located on the Clark Land was leased out by the Company to CREC for a period of around 18 years commencing on November 1, 2021. See "*Certain Agreements Relating to the Company and the Properties*". The Clark Solar Power Plant was commissioned on March 12, 2016.

The Clark Solar Power Plant leased to and operated by CREC is qualified under the Feed-In-Tariff ("**FIT**") II Program with Certificate of Compliance ("**COC**") eligibility for FIT II rate from March 12, 2016 to March 11, 2036 (COC No. 16-13-M00090L) secured from Energy Regulatory Commission ("**ERC**") on December 8, 2016. Under the FIT regime, the offtaker of the Clark Solar Power Plant is TransCo, a Government-owned-and-controlled entity.

The Company has assigned the BOI registration in relation to the Clark Solar Power Plant to CREC, which will entitle CREC to enjoy incentives such as a zero VAT rating, income tax holiday for seven years until 2023 with a 10% preferential rate thereafter and a tax exemption on carbon credits.

As of December 31, 2024, the Clark Property was valued at ₱2,887 million based on the Valuation Reports issued by Cuervo Appraisers dated March 5, 2025 for the period ending December 31, 2024.

Armenia Property



The Armenia Property comprises 11 parcels of land with a total area of 138,164 sq.m. located in Brgy. Armenia, Tarlac City. The Armenia Property is owned by the Company, and was acquired by the Company from the Sponsors through the Property-for-Share Swap.

The Armenia Property was leased out by the Company to Citicore Tarlac 1 for a period of 25 years commencing on January 1, 2022. Citicore Tarlac 1 operates a solar power plant with an installed capacity of 8.84MW_{DC} on the Armenia Property. Citicore Tarlac 1's solar power plant was commissioned on February 29, 2016.

Citicore Tarlac 1 sells the electricity generated by its solar power plant to contestable customers operating in various industries.

As of December 31, 2024, the Armenia Property was valued at ₱675 million based on the Valuation Reports issued by Cuervo Appraisers dated March 5, 2025 for the period ending December 31, 2024.

Toledo Property



The Toledo Property comprises leasehold rights over land with an area of 730,000 sq.m. located in Brgy. Talavera, Toledo City, Cebu.

The Company owns the leasehold rights over the Toledo Property pursuant to a Deed of Assignment whereby Citicore Cebu transferred all its rights and obligations with respect to the Toledo Property to the Company. The lessor of the Toledo Property is Leavenworth Realty Development, Inc., which holds the usufructuary rights to such property. The Company's leasehold rights are for a remaining term of 19 years, expiring on May 31, 2041, and renewable upon mutual agreement of the parties. The Company has a right to match any bona fide offer from a third party to purchase the property from the landowner.

The Company leased out the entire Toledo Property to Citicore Cebu for a period of 19 years commencing on January 1, 2022 and expiring on May 31, 2041. Citicore Cebu operates a solar power plant with an installed capacity of 60MW_{DC} on the Toledo Property. Citicore Cebu's solar power plant was commissioned on June 30, 2016.

Citicore Cebu sells the electricity generated by its solar power plant to contestable customers operating in various industries.

As of December 31, 2024, the Toledo Property was valued at ₱3,557 million based on the Valuation Reports issued by Cuervo Appraisers dated March 5, 2024 for the period ending December 31, 2024.

Silay Property



The Silay Property comprises leasehold rights over land with an area of 431,408 sq.m. located in Silay City, Negros Occidental.

The Company owns the leasehold rights over the Silay Property pursuant to a lease agreement between the Company as lessee, and Claudio Lopez, Inc. as lessor, with a term of 19 years expiring on October 31, 2040. The lease can be extended for an additional period of five years unless earlier terminated by either party at least six months prior to the end of the original term.

The Company leased out the entire Silay Property to Citicore Negros Occidental for a period of 18 years commencing on January 1, 2022 and expiring on October 31, 2040. Citicore Negros Occidental operates a solar power plant with an installed capacity of 25MW_{DC} on the Silay Property. Citicore Negros Occidental's solar power plant was commissioned on March 8, 2016. The rights of Citicore Negros Occidental as a lessee of the Silay Property is subject of an unregistered mortgage in favor of the Landbank of the Philippines, which debt is intended to be prepaid prior to the Listing Date. In the event of default by Citicore Negros Occidental, the Landbank of the Philippines will be able to exercise step-in-rights in place of the lessee.

Citicore Negros Occidental sells the electricity generated by its solar power plant to contestable customers operating in various industries.

As of December 31, 2024, the Silay Property was valued at ₱2,683 million based on the Valuation Reports issued by Cuervo Appraisers dated March 5, 2024 for the period ending December 31, 2024.

Dalayap Property



The Dalayap Property comprises leasehold rights over parcels of land with an area of 103,731 sq.m. located in Brgy. Dalayap, Tarlac City.

The Company owns the leasehold rights over the Dalayap Property pursuant to lease and sublease agreements entered into with Ma. Paula Cecilia David & Juan Francisco David and Benigno S. David and Vivencio M. Romero, Jr., respectively. The lease and sublease agreements have initial terms of 19 years, and expire on October 31, 2040, renewable for another 25 years subject to the consent of the lessor. The Company also has the right of first refusal to purchase the relevant parcels of land in the event the lessor or sublessor decide to sell their relevant parcels of land.

The Company leased out the entire Dalayap Property to Citicore Tarlac 2 for a period of 19 years commencing on November 1, 2021 and ending on October 31, 2040. Citicore Tarlac 2 operates a solar power plant with an installed capacity of 7.55MW_{DC} on the Dalayap Property. Citicore Tarlac 2's solar power plant was commissioned on February 27, 2016.

Citicore Tarlac 2 sells the electricity generated by its solar power plant to contestable customers operating in various industries.

As of December 31, 2024, the Dalayap Property was valued at ₱435 million based on the Valuation Reports issued by Cuervo Appraisers dated March 5, 2025 for the period ending December 31, 2024.

Bulacan Property



The Bulacan property consists of a 253,880 sq.m. parcel of land located in Brgy. Pasong Bangkal, San Ildefonso, Bulacan which is leased out to Citicore Bulacan for 25 years. Citicore Bulacan operates a solar power plant with an installed capacity of 15MW_{DC} in the Bulacan Property. The solar power plant was successfully commissioned on March 12, 2016 and had an actual annual net generation output of 19.8GWh, 20.2GWh and 20.0GWh for the years ended December 31, 2017, 2018 and 2019, respectively. In 2022, CREIT purchased the said parcels of land from Citicore Bulacan for a purchase price of P1,754.1 million.

As of December 31, 2024, the Bulacan Property was valued at ₱2,387 million based on the Valuation Reports issued by Cuervo Appraisers dated March 5, 2025 for the period ending December 31, 2024.

South Cotabato Property



The South Cotabato property is a 79,997 sq.m. parcel of land located in Brgy. Centrala, Suralla, South Cotabato and is leased out to Citicore South Cotabato for 25 years. Citicore South Cotabato operate a solar power plant with an installed capacity of 6.23MW_{DC} in the South Cotabato Property. The solar power plant was successfully commissioned on December 9, 2015 and had an actual annual net generation output of 8.8GWh, 8.9GWh and 9.0GWh for the years ended December 31, 2017, 2018 and 2019, respectively.

As of December 31, 2024, the South Cotabato Property was valued at ₱1,039 million based on the Valuation Reports issued by Cuervo Appraisers dated March 5, 2025 for the period ending December 31, 2024.

Acquisition of New Parcels of Land

The proceeds from the P4.5 billion bonds which the Company raised in February 2023 were used to acquire parcels of land with an aggregate total of 512 hectares from multiple landowners spread across the three (3) barangays in Tuy, Batangas namely Brgy. Lumbangan, Brgy. Luntal and Brgy. Bolbok. Additional acquisitions were also made in Arayat, Pampanga and Pangasinan. These parcels of land are ideal for utility scale solar power plants due to its proximity to the NGCP Substation and proven solar irradiance resources.

As of December 31, 2024, the Company paid a total of P4.51 billion for the acquisition of these properties including taxes and other land related expenses, of which an additional P50.79 million was incurred in 2024. A total P4.32 billion was capitalized as part of Investment Properties as of 2024.

CREIT leases out these parcels of land to solar power developers and operators. The tenants already secured Solar Energy Service Contracts from the DOE to construct six (6) utility scale solar power plants totaling 529MWp capacity and provide adequate space for local farmers to plant high value crops beneath the solar panel tables and along the aisle between solar panel tables. The lease shall have a term of 25 years renewable for another 25 years effective immediately upon consummation of the land acquisition and providing access to the leased premises to the lessees. The lessees shall sell the electricity generated from the solar power plants to a new state-of-the-art steel smelting furnace and rolling mills to be constructed adjacent to one of the solar plants, the local electric distribution cooperative and various industrial and commercial grid connected consumers.

Lumbangan and Luntal Properties

In 2023, the Company entered into a contract of lease with Citicore Solar Batangas 1, Inc. for the properties located in Lumbangan and Luntal, Tuy, Batangas for the lease of 1,062,083 square meters and 839,535 square meters properties, respectively. Both lease agreements are effective for 25 years commencing on January 1, 2023.

As of December 31, 2024, the Lumbangan and Luntal Properties were valued at ₱1,240 million and ₱1,074 million, respectively, based on the Valuation Reports issued by Cuervo Appraisers dated March 5, 2025 for the period ending December 31, 2024.

Bolbok Properties

In 2023, the Company agreed to enter into a contract of lease with Citicore Solar Batangas 2, Inc. for the lease of 741,016 square meters and 933,979 square meters properties located in Bolbok Phase 1 and 2, respectively. The lease agreement is effective for 25 years commencing on February 1, 2023.

As of December 31, 2024, the Bolbok Phase 1 and Bolbok Phase 2 Properties were valued at ₱933 million and ₱1,150 million, respectively, based on the Valuation Reports issued by Cuervo Appraisers dated March 5, 2025 for the period ending December 31, 2024.

Pampanga Properties

A. Land property located in Arayat, Pampanga with CS Pampanga 1, Inc., (CSPam1)

In 2023, the Company agreed to enter into a contract of lease with CSPam1 for the lease of 419,214 square meters. The lease agreement is effective for 25 years commencing on February 1, 2023.

B. Land property located in Brgy. Magalang, Pampanga with Citicore Renewable Energy Corporation (CREC)

In 2023, the Company agreed to enter into a contract of lease with CREC for the lease of 70,433 square meters effective for 20 years commencing on August 1, 2023.

As of December 31, 2024, Pampanga Properties were valued at ₱747 million and ₱92 million for Arayat Property and Magalang Property, respectively based on the Valuation Reports issued by Cuervo Appraisers dated March 5, 2025 for the period ending December 31, 2024.

Pangasinan Property

In 2023, the Company agreed to enter into a contract of lease for the property located in Pangasinan for the lease of 1,049,102 square meters. The lease agreement is effective for 25 years commencing on July 1, 2023.

As of December 31, 2024, Pangasinan Property was valued at ₱896 million based on the Valuation Reports issued by Cuervo Appraisers dated March 5, 2025 for the period ending December 31, 2024.

As of December 31, 2024, the Company's Deposited Property amounted to ₱20.5 billion (U.S.\$ 352.90 million) as broken down below:

Cash and Cash Equivalents	₱ 597,582,293
Lease Receivable	49,584,830
Investment Property	16,907,610,873
Property, Plant and Equipment	2,886,933,000
Right-of-use Assets – net	31,157,023
Total	<u>₱ 20,472,868,019</u>

The Company's total borrowings and deferred payments as of December 31, 2024 pertain to trade and other payables, lease liabilities, dividends payable and security deposits. In 2022, the Company received PRS AA+ rating with stable outlook from Philratings for both CREIT and its bond issuance. The rating, which is considered as investment grade, allowed CREIT to increase its leverage limit from the minimum 35% of the Deposited Property to a maximum of 70% as prescribed in the REIT IRR. PRS AA+ rating is continuously monitored as long as the rated bond issuance is outstanding. The rating for the bond issuance is co-terminus with its 5-year tenor or up until February 2028, while the same PRS AA+ rating for the Company as the Issuer was successfully renewed and maintained in 2024. The Company's leverage limit as of December 31, 2024 is as follows:

Deposited Property	₱ 20,472,868,019
Leverage Ratio	70%
Leverage Limit	<u>₱ 14,331,007,613</u>
Total borrowings and deferred payments	5,308,021,602
Allowable additional borrowings	<u>₱ 9,022,986,011</u>

NET ASSET VALUE

The following table shows the Company's computation of the Net Asset Value per share. The Net Asset Value is computed by reflecting the fair market values of total assets and investible funds held by the Company, less total liabilities. Net Asset Value per share shall be computed by dividing Net Asset Value by the total outstanding shares of the Company.

	As of		
	December 31, 2024	December 31, 2023	
	Actual / At Cost ⁽¹⁾	As adjusted to give effect to Fair Value ⁽²⁾	As adjusted to give effect to Fair Value ⁽²⁾
(₱ millions, except number of shares and per share value)			
Cash and cash equivalents	598	598	617
Trade and other receivables	727	727	434
Prepayments and other current assets	101	101	202
Property, plant and equipment - net	1,154	10,232	10,150
Investment properties	7,239	9,562	9,841
Right-of-use assets - net	31	31	33
Other noncurrent assets	41	41	41

Total Assets	9,891	21,293	21,318
Trade and other payables	116	116	107
Lease liabilities	222	222	233
Dividends payable	313	313	312
Bonds payable.....	4,469	4,469	4,460
Security deposit.....	189	189	141
Retirement Benefit Obligation	1	1	1
Total Liabilities	5,310	5,310	5,254
Net Asset Value	4,581	15,983	16,064
<hr/>			
Issued and outstanding Common Shares (millions) ..	6,545	6,545	6,545
Net asset value per share	₱ 0.70	₱ 2.44	₱ 2.45

Notes:

- (1) *Figures are based on the historical audited financial statements of the Company as of December 31, 2024.*
- (2) *Property, plant and equipment, right of use assets and investment properties were adjusted to fair values based on the independent property valuation report of Cuervo Appraisers.*

Item 3. Legal Proceedings

In the Matter of an Arbitration Under the Arbitration Rules of the Singapore International Arbitration Centre Between Enfinity Philippines Technology Services Inc. And Enfinity Asia Pacific Limited, claimants, and Citicore Energy REIT Corp. (Formerly Enfinity Philippines Renewable Resources, Inc.), respondent.

The Company received on 17 March 2023 a Notice of Arbitration filed by Enfinity Philippines Technology Services Inc. (“EPTSI”) and Enfinity Asia Pacific Limited (“EAPL”) before the Singapore International Arbitration Centre (“SIAC”).

As a brief background, on 20 August 2015 or three years prior to Citicore Renewable Energy Corporation’s (“CREC”) acquisition of Enfinity Philippines Renewable Resources, Inc. or “EPRRI” (now CREIT), EPRRI entered into Services Agreements with EPTSI and EAPL in connection with the development of the Concepcion Solar Power Project (the “Concepcion Project”) located in Barangay Sta. Rosa, Municipality of Concepcion, Province of Tarlac. However, various disputes arose between the parties relating to the Concepcion Project and consequently, they agreed to terminate the Services Agreements. For the said purpose, the parties executed agreements (“Settlement Agreements”) for the termination of the Services Agreements and settling the disputes among them. Unfortunately, some of the terms and conditions of the Settlement Agreements remained unresolved even after CREC acquired EPRRI in 2018. These unresolved matters prompted the filing of an action for arbitration with EPTSI and EAPL claiming unpaid settlement amount of Five Hundred Four Thousand U.S. Dollars (USD504,000.00) and Four Million Five Hundred Thirty-Six Thousand U.S. Dollars (USD4,536,000.00), respectively.

Noteworthy, a Letter of Indemnity Agreement among EPRRI and its previous owners Sindicatum Renewable Energy Pte Limited (“SREPL”) and Sindicatum Renewable Energy Holdings Philippines, Inc. (“SREHP”) executed in 2018 whereby SREPL and SREHP agreed to indemnify EPRRI for any liability arising out of or in connection with any third-party claim against EPRRI in relation to the Concepcion Project; and EPRRI shall have no other obligation with respect to the Concepcion Project.

On September 4, 2023, SIAC issued a letter to the parties informing them of the appointment of a sole arbitrator for the case. A preliminary meeting with the sole arbitrator was held on October 13, 2023.

During the first half of 2024, CREIT filed its Witness Affidavits and Rebuttal Affidavits. The Hearing/Presentation of Witnesses, and the respective memoranda of both parties were also submitted. CREIT's parent company, CREC, also paid for the 3rd Tranche of arbitral fees on 25 March 2024. The case is deemed submitted for resolution and is now waiting for the issuance of a Decision /Judgment Award.

Other than the above arbitration proceeding, to the best of the Company's knowledge and belief and after due inquiry, the Company, the Fund Manager, or the Property Manager has currently no other pending litigation claims or arbitration, either as plaintiff or defendant, which could be expected to have a material and adverse effect on the Company's financial position.

Further, apart from the disclosure below, to the best of either the Company's, the Fund Manager's, or the Property Manager's knowledge and belief and after due inquiry, none of the directors, nominees for election as director, or executive officers of the Company, the Fund Manager, or the Property Manager have in the five year period prior to the date of this Annual Report been convicted by final judgment in a criminal proceeding, domestic or foreign, or have been subjected to a pending judicial proceeding of a criminal nature, domestic or foreign, excluding traffic violations and other minor offenses; nor have they been subjected to any order, judgment, or decree, not subsequently reversed, suspended or vacated, of any court of competent jurisdiction, domestic or foreign, permanently or temporarily enjoining, barring, suspending or otherwise limiting their involvement in any type of business, securities, commodities or banking activities, or from acting as a director, officer, employee, consultant, or agent occupying any fiduciary position.

NBI Anti-Fraud Division and Atty. Larry T. Iguidez vs. Atty. Steven Y. Dicedican, Et Al. NPS Docket No. XVI-Inv-20k00362.

This case stemmed from a complaint dated September 3, 2020 filed against several respondents including, Oliver Y. Tan, Edgar B. Saavedra, Jez G. Dela Cruz, and Manuel Louie B. Ferrer (collectively, "Respondents"), for violations of (i) Section 3(j) of Republic Act ("RA") No. 3019, (ii) Section 2-A of the Anti-Dummy Law, and (iii) Section 4(g) of RA No. 6713. Complainant alleged that the Respondents handed the operation, administration, and management of the Mactan Cebu International Airport ("MCIA"), which is vested in GMR Megawide Cebu Airport Corporation ("GMCAC"), a consortium led by Megawide Construction Corporation ("Megawide") and the GMR Infrastructure Limited, to foreign nationals in violation of the Constitutional prohibition on having foreign nationals as executive and managing officers of a public utility.

Acting on the complaint, the National Bureau of Investigation ("NBI") recommended to the Department of Justice ("DOJ") the prosecution of Respondents being members of the Board of Directors of GMCAC for allegedly violating the Anti-Dummy Law. In their Joint Counter-Affidavit dated February 1, 2021, Respondents denied the allegations and explained that 1) the acts cited in the complaint do not constitute managerial or executive functions but are in the nature of public relations which the Respondents, as the members of the board of directors, cannot be expected to personally handle, 2) the engagement of foreign nationals is limited to advisory and/or consultation purposes only, 3) it is the Board of Directors that exercises the corporate powers, conducts the business, and controls all properties of GMCAC and 4) none of the indicators of "dummy status" are present. On July 14, 2021, the Respondents, through counsel, received an Order from the DOJ requiring the parties to submit their respective memoranda within 30 days from receipt of the Order. On August 13, 2021, the Respondents submitted their Memorandum. On October 15, 2021, newspaper articles reported that the DOJ has indicted the GMCAC executives, including the Respondents, for the alleged violation of the Anti-Dummy Law. In a disclosure submitted by Megawide to the PSE on the same date, Megawide clarified that despite reports, it has not received any official

documents pertaining the filing of criminal charges against the directors and officers of GMCAC and assured the public that it will respond to this case in the proper forum and expects to do so successfully. On November 26, 2021, Megawide, via the PSE, disclosed that it received information that warrants of arrest against the Respondents have been issued by the Regional Trial Court ("RTC") of Lapu-Lapu City and that it is a procedural step to acquire jurisdiction over the Respondents. The warrants were issued for Criminal Case No. R-LLP-21-01781-CR by Branch 68 of the RTC in Lapu-Lapu City. This has been addressed by the Respondents with the posting of bail and the warrants were lifted and set aside on November 26, 2021. The arraignment was initially scheduled on December 7, 2021 but was deferred to February 9, 2022 in view of the previous filing of a Petition for Review on October 29, 2021 before the Department of Justice.

Based on the same set of facts and circumstances, NBI, unbeknownst to the Respondents at the time, also filed a complaint with the Office of the Ombudsman (OMB-C-C-20-0156 and OMB-C-A-20-0176) against several individuals, including the Respondents for violations of Section 3(e) and (j) of RA No. 3019 and Section 4(g) of RA 6713. A Joint Resolution was issued on July 20, 2021 by the Office of the Ombudsman finding probable cause to indict the Respondents, acting in conspiracy with the other respondents, for violation of Section 3(e) of RA 3019. All the other charges against the Respondents were dismissed. On November 8, 2021, Megawide, via the PSE, disclosed that it received a copy of the Joint Resolution on November 5, 2021. Prior to receiving such joint resolution on November 5, 2021, none of the Respondents obtained or received any notice, subpoena or order from the Office of the Ombudsman directing the submission of their respective counter-affidavits. As a result, they were not given the opportunity to present their defenses and participate in the preliminary investigation. On November 10, 2021, the Respondents filed their Motion for Partial Reconsideration and/or Reinvestigation praying for the dismissal of the complaint for lack of probable cause or, in the alternative, to conduct a reinvestigation to afford the Respondents their right to due process. On June 27, 2022, Megawide received from the RTC, the Omnibus Order dated June 14, 2022 dismissing the criminal case against the Respondents. Said dismissal arose from the Motion to Quash filed by the Respondents on March 24, 2022 in light of the enactment of Republic Act No. 11659 ("RA No. 11659"), signed into law on March 21, 2022, which clearly excluded airport operations and maintenance from the definition of a public utility thereby removing the applicability of the nationality restrictions on GMCAC in operating the Mactan Cebu International Airport. Consequently, RA No. 11659 has completely eradicated any alleged violation of the Anti-Dummy Law of which the Megawide Respondents were wrongfully accused of. Furthermore, the Omnibus Order stated that RA No. 11659 applies to the Megawide Respondents due to the retroactive effect of laws favorable to the accused. The arraignment of the Respondents was conducted last March 28, 2022, wherein Respondents pleaded "not guilty" to the charges against them. Notwithstanding the arraignment, the Megawide Respondents filed on March 24, 2022 a Motion to Quash the Information on the ground that the Information does not allege an offense, given that the signing into law of Republic Act No. 11659, otherwise known as the Amended Public Service Act, has rendered the legal issue at hand moot and academic. In an Omnibus Order dated June 14, 2022, the court granted the Motion to Quash and dismissed the case. On July 6, 2022, Respondents received an Order dated July 5, 2022, setting a hearing on July 11, 2022 on the Public Prosecutor's Omnibus Motion for Inhibition with Motion for Reconsideration. Pursuant to the said hearing, the Respondents thru counsel, filed its Opposition to the Public Prosecutor's Omnibus Motion on July 21, 2022. In a Resolution dated 08 August 2022, the DOJ granted Respondents' Petition for Review and ordered the withdrawal of the information against the Respondents on the basis of the amendment of the Public Service Act.

On September 27, 2022, the RTC of Lapu-Lapu City, Branch 53 issued an Order denying the Motion for Reconsideration filed by the Lapu-Lapu City Prosecutor's Office, and confirming the dismissal of the case for the alleged violation of the Anti-Dummy Law. On October 25,

2022, the Court issued a Certificate of Finality certifying that the Order was issued and that the same has become final and executory on October 14, 2022.

Item 4. Submission of Matters to a Vote of Security Holders

There were no matters submitted to the vote of security holders during the fiscal year covered by this report.

PART II – OPERATIONAL AND FINANCIAL INFORMATION

Item 5. Market for Issuer’s Common Equity and Related Stockholder Matters

Market Price of and Dividends on Registrant’s Common Equity and Related Stockholder Matters

Market Information

CREIT’s common shares are traded on the PSE under the symbol “CREIT.” The shares were listed on the PSE on February 22, 2022. The following table sets out the high and low prices of CREIT’s common shares as reported to the PSE:

2024	High	Low
First Quarter (January-March)	2.81	2.79
Second Quarter (April-June)	2.79	2.77
Third Quarter (July-September)	3.08	3.04
Fourth Quarter (October-December)	3.06	3.03

The closing price per share of CREIT’s common shares as of December 31, 2024 was Three Pesos and 5/100 (PhP 3.05).

As of December 31, 2024, there are **Six Billion Five Hundred Forty-Five Million Four Hundred Fifty-Four Thousand Four (6,545,454,004)** outstanding common shares registered in the names of the following:

	Stockholder	Number of Common Shares Held	Percentage of Total Shares
a.	PCD Nominee Corporation - Filipino	4,506,607,453	68.85%
b.	SM Investment Corporation	1,884,374,000	28.79%
c.	PCD Nominee Corporation – Non-Filipino	146,657,543	2.24%
d.	Carousel Holdings, Inc.	7,310,000	0.11%
e.	Chang Han-Chun	328,000	Nil
f.	Group 168 Holdings Corporation	75,000	Nil
g.	Myra P. Villanueva	40,000	Nil
h.	Milagros P. Villanueva	20,000	Nil
i.	Myrna P. Villanueva	20,000	Nil
j.	Juan Carlos V. Cabreza	10,000	Nil
k.	Marietta V. Cabreza	10,000	Nil
l.	Jennifer T. Ramos	2,000	Nil
m.	Oliver Y. Tan	1	Nil
n.	Edgar B. Saavedra	1	Nil
o.	Manuel Louie B. Ferrer	1	Nil

p.	Ian Jason R. Aguirre	1	Nil
q.	Emmanuel G. Herbosa	1	Nil
r.	Jose M. Layug Jr.	1	Nil
s.	Pacita U. Juan	1	Nil
t.	Elizabeth Anne C. Uychaco	1	Nil
	Total	6,545,454,004	100.00%
	Shares Owned By Foreigners	146,657,543	2.24%

The beneficial owners of the shares registered in the name of the PCD Nominee Corporation are the participants of PCD who hold the shares on behalf of their clients, including the top 20 shareholders.

Dividends

The Company has adopted a dividend policy in accordance with the provisions of the REIT Law, pursuant to which the Company's shareholders may be entitled to receive at least 90% of the Company's annual Distributable Income. The Company intends to implement an annual cash dividend payout ratio of at least 95% of Distributable Income for the preceding fiscal year, subject to compliance with the requirements of the REIT Law and the Revised REIT IRR, including but not limited to the requirement that the dividends shall be payable only from the unrestricted retained earnings as provided for under Section 42 of the Philippine Revised Corporation Code, among others, the terms and conditions of the Company's outstanding loan facilities in the event the Company incurs indebtedness, and the absence of circumstances which may restrict the payment of such amount of dividends, including, but not limited to, when there is need for special reserve for probable contingencies. The Company intends to declare and pay out dividends on a quarterly basis each year.

The failure to distribute at least 90% of the annual Distributable Income will subject the Company, if such failure remains un-remedied within 30 days, to income tax on the taxable net income as defined in Chapter IV, Title II of the National Internal Revenue Code, as amended, instead of the taxable net income as defined in the REIT Law. Accordingly, dividends distributed by the Company may be disallowed as a deduction for purposes of determining taxable net income. Additionally, other tax incentives granted under the REIT Law may be revoked, and the failure to distribute at least 90% of the annual Distributable Income may be a ground to delist the Company from the PSE.

The Company did not declare any dividends for the year ended December 31, 2021. Meanwhile, in 2022, 2023 and 2024, CREIT has consistently declared and paid out cash dividends as follows:

Date Approved	Record Date	Dividend per share (in PhP)	Date of Payment	Type of Dividend
March 9, 2022*	March 23, 2022	0.035	March 29, 2022	Regular
May 11, 2022	June 8, 2022	0.044	June 24, 2022	Regular
July 20, 2022	August 19, 2022	0.044	September 14, 2022	Regular
November 9, 2022	December 9, 2022	0.044	January 5, 2023	Regular
March 22, 2023	April 18, 2023	0.044	May 15, 2023	Regular
March 22, 2023	April 18, 2023	0.007	May 15, 2023	Special
May 10, 2023	June 9, 2023	0.047	July 6, 2023	Regular

August 9, 2023	September 9, 2023	0.049	October 4, 2023	Regular
November 9, 2023	December 27, 2023	0.049	January 22, 2024	Regular
March 19, 2024	April 18, 2024	0.054	May 15, 2024	Regular
May 13, 2024	June 13, 2024	0.049	July 9, 2024	Regular
August 9, 2024	September 10, 2024	0.049	October 4, 2024	Regular
November 12, 2024	December 12, 2024	0.049	January 13, 2025	Regular
March 25, 2025	April 23, 2025	0.055	May 21, 2025	Regular

**Dividends declared March 9, 2022 were taken from FY2021 net earnings which were substantially based on the sale of electricity from the Clark Solar Plant as full year REIT transaction impact took effect only starting January 1, 2022.*

Recent Sales of Unregistered or Exempt Securities

CREIT has not sold any unregistered securities within the past three (3) years.

Item 6. Management's Discussion and Analysis or Plan of Operation

On May 25, 2021, the Company amended its articles of incorporation to, among others, change the primary purpose of the business from operation of renewable energy power-generating plant to a REIT Company. Upon SEC approval on the amended Articles of Incorporation, the Company also executed several lease contract with solar operating plants, lessees whereby Armenia and Dalayap properties commenced its lease contract on November 1, 2021 and Toledo and Silay properties commenced on January 1, 2022.

On October 13, 2021, the Company assigned its Service Contract to operate the Clark Solar Plant to CREC and accordingly, on the same date, executed lease contract beginning November 1, 2021 for a period 18 years. The assignment of service contract was approved on December 24, 2021, hence, the commencement date of the lease was moved to January 1, 2022.

The foregoing financial statements as of and for the year ended December 31, 2021 pertains to the operation and maintenance of the Clark Plant while the lease income for Dalayap and Armenia represents two months duration only. Subsequent to 2021, financials of the Company reflects the operation as a full REIT entity.

FY2024 vs FY2023

Results of Operations

Review of results for the year ended December 31, 2024 as compared with the results for the year ended December 31, 2023.

Year ended December 31, 2024 compared with year ended December 31, 2023

Revenues

Revenues increased by 5% or ₱89.5 million

Revenues for the period amounted to ₱1.89 billion, 5% or ₱89.5 million higher from the same period last year. The Company's revenue in 2024 mainly pertains lease revenue from its

freehold properties amounting to ₱864.5 million, leasehold properties amounting to ₱739.6 million and solar plant amounting to ₱283.5 million. The increase in revenue for the year pertains to the full year take up of revenue for the new parcels of land acquired by the Company from the use of proceeds of its green bond offering last February 10, 2023. These parcels of land were then leased out to the new projects that are currently under construction.

Guaranteed based and contractual lease revenue amounted to ₱1.84 billion while variable lease revenue amounted to ₱50.02 million. Variable rental income is equivalent to 50% of the incremental gross revenue earned by the Lessee from any excess of its agreed base revenue for the current fiscal year.

Direct Costs increased by 1% or ₱1.3 million

Direct costs amounted to ₱104.3 million and were higher by 1% or ₱1.3 million. The increase mainly pertains to property and fund management fee aligned with the increase in fixed or contractual revenue.

Gross Profit increased by 5% or ₱88.2 million

Gross profit amounted to ₱1.78 billion for the twelve months of 2024, translating to a stable gross profit margin of 94%. The increase is mainly driven by the 5% revenue increase in 2024 versus last year.

Other Operating Expenses increased by 68% or ₱4.6 million

Net Other Operating Expenses for the twelve-month period amounted to ₱11.5 million, 68% higher than last year's ₱6.8 million. The increase in the account is mainly due to third party services availed by the Company in preparation for its target asset infusion in the next one to two years, and settlement of withholding taxes related to services rendered during bonds and shares offerings.

Finance cost increased by 12% or ₱36.7 million

The increase in finance cost is mainly due to the full year take up of the coupon payments and accrual of the green bond of the Company amounting to ₱317.4 million. On February 10, 2023, the Company issued a 5-year green bond amounting to ₱4.5 billion with a coupon rate of 7.0543%. This account also includes amortization of bond issue cost for the period amounting to ₱8.7 million. Other finance cost for the period is mainly related to finance cost on long term lease contract which are accounted for under PFRS 16, Leases.

Others – net decreased by 81% or ₱15.6 million

Other charges – net is mainly consisting of finance income from bank deposits and interest income from Transco Receivable. The decrease was due to the interest income earned in the first half of 2023 from unutilized proceeds of the green bonds offering last February 10, 2023. In 2023, pending utilization of funds, these were temporarily invested in highest available yielding secured investment.

Net Income increased by 2% or ₱31.3 million

Net income amounted to ₱1.43 billion compared to year ago level of ₱1.40 billion. The increase is mainly related to full take up of incremental revenues from the assets acquired in 2023 which were financed by the green bond issuance.

FY2023 vs FY2022

Results of Operations

Review of results for the year ended December 31, 2023 as compared with the results for the year ended December 31, 2022.

Year ended December 31, 2023 compared with year ended December 31, 2022

Revenues

Revenues increased by 31% or ₱423.7 million

Revenues for the period amounted to ₱1.80 billion, 31% or ₱423.7 million higher from the same period last year. The Company's revenue in 2023 mainly pertains lease revenue from its freehold properties amounting to ₱792.2 million, leasehold properties amounting to ₱722.4 million and solar plant amounting to ₱283.5 million. The increase in revenue for the year pertains to the new parcels of land acquired by the Company from the use of proceeds of its green bond offering last February 10, 2023. These parcels of land were then leased out to the new projects that are currently under construction.

Guaranteed based and contractual lease revenue amounted to ₱1.59 billion while variable lease revenue amounted to ₱33.9 million. Variable rental income is equivalent to 50% of the incremental gross revenue earned by the Lessee from any excess of its agreed base revenue for the current fiscal year.

Direct Costs increased by 13% or ₱11.8 million

Direct costs amounted to ₱103.0 million and were higher by 13% or ₱11.8 million. The increase mainly pertains to property and fund management fee recognized in 2023 brought about by the related increase in fixed or contractual revenue.

Gross Profit increased by 32% or ₱411.9 million

Gross profit amounted to ₱1.70 billion for the twelve months of 2023, translating to a gross profit margin of 94%, 1% higher than last year's gross profit margin of 93%. The increase is related to the Company's expansion of leasing activities arising from various acquisitions of freehold assets out of the green bond's proceeds.

Other Operating Expenses decreased by 19% or ₱1.6 million

Net Other Operating Expenses for the twelve-month period amounted to ₱6.8 million, 19% lower than last year's ₱8.4 million. The previous year's net other operating expenses mainly related to expenses incurred from the Company's initial public offering attributable to secondary offer and hence are not deductible against the Company's additional paid-up capital.

Finance cost increased by 1,660% or ₱291.9 million

The increase in finance cost is mainly related to the coupon payments and accrual of the green bond of the Company amounting to ₱282.08 million. On February 10, 2023, the Company issued a 5-year green bond amounting to ₱4.5 billion with a coupon rate of 7.0543%. This account also includes amortization of bond issue cost for the period amounting to ₱7.22 million. Other finance cost for the period is mainly related to finance cost on long term lease contract which are accounted for under PFRS 16, Leases.

Other Income – net increased by 470% or P15.9 million

Other charges - net, which consists of finance income pertaining to unused bond proceeds amounting to P14.09 million, interest income from Transco Receivable of P4.42 million and unrealized foreign currency gains amounted to P11 thousand, or a total of P19.24 million is 470% higher from year-ago levels.

Net Income increased by 12% or P145.7 million

Net income amounted to P1.40 billion compared to year ago level of P1.25 billion. The increase is mainly related to commencement of the Company's lease contracts on its newly-acquired properties in Brgy. Lumbangan, Brgy. Luntal and Brgy. Bolbok, Batangas, as well as in Arayat and Magalang, Pampanga and Pangasinan offset by the accrual and recognition of the coupon payments of the P4.5 billion green bond issuance.

FY2022 vs FY2021***Results of Operations***

Review of results for the year ended December 31, 2022 as compared with the results for the year ended December 31, 2021.

Year ended December 31, 2022 compared with year ended December 31, 2021***Revenues******Revenues increased by 290% or ₱1.02 billion***

Revenues for the period amounted to ₱1.37 billion, 290% or ₱1.02 billion higher from the same period last year. The Company's revenue in 2022 mainly consists of lease revenue from its freehold properties amounting to ₱381.7 million, leasehold properties amounting to ₱709.9 million and solar plant amounting to ₱282.9 million which lease agreement mostly commenced beginning January 1, 2022.

Guaranteed based lease revenue amounted to to ₱1.33 billion while variable lease revenue amounted to ₱43.9 million. The significant increase in variable lease income of ₱17.7 million against what was planned and reported in the CREIT Final Prospectus was due to higher output generation of the solar plants and increase in the tariff rates during the year taking advantage of the higher WESM prices. Variable rental income is equivalent to 50% of the incremental gross revenue earned by the Lessee from any excess of its agreed base revenue for the current fiscal year.

In 2021, revenue consists mainly of sale of electricity from the Company's Clark solar plant which was assigned to its Parent Company beginning January 1, 2022 as approved by the Department of Energy.

Direct Costs increased by 23% or ₱17.1 million

Direct costs amounted to ₱91.3 million and were higher by 23% or ₱17.1 million. The increase mainly pertains to related property and fund management fee recognized in 2022 which were based on the fixed based rental revenue.

Gross Profit increased by 362% or P1.01 billion

Gross profit amounted to ₱1.28 billion for the twelve months of 2022, translating to a gross profit margin of 93%. The increase is related to the Company's expansion of leasing activities beginning 2022 arising from various acquisitions and transfers of freehold and leasehold assets.

Other Operating Expenses decreased by 85% or P48.6 million

Net Other Operating Expenses for the twelve-month period amounted to ₱8.4 million. The decrease of ₱48.6 million was mainly related to the change in business operations of CREIT from a Clark plant operation and maintenance in 2021 to a full REIT Company operations in 2022.

Finance cost decreased by 40% or P11.8 million

The decrease in finance cost is mainly related to the decrease in finance cost charged by a local bank from the Company's loans. In May 2021, the loan was assumed by the Parent Company via debt-to-equity conversion, hence, by the end of 2021, the Company is unlevered. Finance cost for the period ending 2022 is mainly related to finance cost on long term lease contract which are accounted for under PFRS 16, Leases.

Other Income - net decreased by 87% or P22.6 million

Other income - net, which consists mainly of finance income and other income (expenses) amounted to ₱3.4 million, 87% lower from year-ago levels. Significant amount last year was due to the reversal of prior year provisions on business taxes on property. Interest income increased due to the proceeds it received from its IPO recognized for the period.

Net Income increased by 454% or P1.03 billion

Net income amounted to ₱1.25 billion compared to year ago level of ₱225.9 million. The increase is mainly related to commencement of the Company's lease contracts on its freehold properties in Armenia, Tarlac City and San Ildefonso, Bulacan City, its leasehold properties in Brgy. Talavera, Toledo City, Cebu, Silay City, Negros Occidental and Brgy. Dalayap, Tarlac City and its solar farm in Clark Freeport Zone, Pampanga.

FINANCIAL POSITION

As of December 31, 2024 compared with as of December 31, 2023

Assets

Current Assets increased by 3% or by P23.56 million

The following discussion provides a detailed analysis of the increase in current assets:

Cash and Cash Equivalents decreased by 3% or P19.28 million

The decrease in cash and cash equivalents pertains to the related cash generated from its operations both from old and new parcels land being leased out to operating and under construction plants, offset by minimal land acquisition related expenses, and net of dividend payments for the year.

Trade and Other Receivables increased by 222% or by P143.36 million

The increase in trade and other receivables mainly pertains to the Input VAT refund currently under process and was approved by the Bureau of Internal Revenue (BIR) for payment the following year. This also includes variable lease income billed at the end of the reporting period, which is due 30 days upon billing. The trade receivables likewise include the current portion of the actual recovery of the arrears FIT rate adjustment from the output it generated from January 2016 to December 2020 which payment schedule is expected to be collected within one year.

Prepayments and Other Current Assets decreased by 50% or by P100.53 million

Prepayments and other current assets decreased by P100.53 million mainly due to ongoing VAT refund applied during the year and was approved for payment last December 2024. Majority of the input vat amounts previously recognized were relative to the land conversion costs of the newly acquired parcels of land. The decrease was slightly offset by the increase attributed by the creditable withholding tax certificates received from the lessees during lease collection which are not yet utilized by the Company due to tax incentives received from the REIT Law.

Non-Current Assets increased by P144.79 million or 2%

The following discussion provides a detailed analysis of the increase in non-current assets:

Trade and other receivables – noncurrent increased by P149.36 million or 40%

The increase in noncurrent portion of trade and other receivables is mainly related to straight line adjustment of the Company's lease revenue in accordance PFRS 16, Leases. The related receivable is to be recovered upon billing to lessee based on the contractual lease schedule. This is partially offset by the reclassification to current assets of the FIT receivables that are due to be collected in one year.

Property, Plant and Equipment decreased by 5% or by P59.11 million

The movement in the Company's property, plant and equipment mainly pertains to the depreciation charges for the period.

Investment Properties increased by 1% or by P56.68 million

The movement in the Company's investment properties is attributed to minimal land acquisition related expenses incurred during the period, offset by the amortization of the leasehold assets during the period.

Right of Use Assets decreased P2.14 million or 6%

The movement in the right of use asset account which pertains to leasehold right on the land where its Clark solar plant is located pertains to amortization charges for the period.

Other Non-Current Assets stood at by P41.45 million

Other Non-Current Assets pertained to cash bond posted to the Department of Agrarian Reform (DAR) in relation to the land conversion requirement and are refundable after 18 to 24 months. This account also includes security deposits for the lease agreement with Clark Development. These deposits are refundable to the Company upon termination of the lease agreement or at the end of the lease term.

LIABILITIES AND EQUITY

Current Liabilities increased by 1% or by P6.26 million

The following discussion provides a detailed analysis of the increase in current liabilities:

Trade and Other Payables increased by 8% or by P8.30 million

The increase in trade and other payables is mainly due to the final withholding taxes relative to the coupon bond payment and dividend payments. These dues are then paid for the following month.

Dividends payable stood at P312.89 million

There are no significant movements in this account.

Lease liabilities – current portion decreased by 44% or by P2.60 million

The decrease is due to the lease payments made for Toledo property during the period.

Non-Current Liabilities increased by 1% or P48.35 million

The following discussion provides a detailed analysis of the increase in non-current liabilities:

Security deposits and deferred rent income increased by 34% or P48.22 million

The increase pertains to additional security deposits received from Batangas, Pangasinan and Pampanga projects, and offset by the amortization of deferred rent income during the period.

Lease liabilities – noncurrent portion decreased by 4% or by P8.56 million

The decrease is due to reclassification from non-current to current portion during the period.

Bonds payable increased by P8.69 million

The account pertains to the green bond issuance last February 10, 2023 amounting to P4.5 billion. The amount was reduced by bond issue costs amounting to P47 million pertaining to all expenses incurred in relation to the bond's issuance and is amortized over the period of the bond's life. The increase in this account mainly pertains to the amortization of the bond issuance costs during the period.

Retirement benefit obligation amounted to P0.31 million

This account pertains to retirement obligation of the Company's employees as computed by an actuary as of the end of December 31, 2021. There are no movements on this account.

Equity increased by P113.74 million or by 3%

The Company's equity stands at P4.58 billion as of December 31, 2024. Movement in the equity is a function of the declaration of dividends totaling P1.32 billion and net income recognized for the period amounting to P1.43 billion.

As of December 31, 2023 compared with as of December 31, 2022

Assets

Current Assets increased by 39% or by P222.88 million

The following discussion provides a detailed analysis of the increase in current assets:

Cash and Cash Equivalents increased by 8% or P45.44 million

The increase in cash and cash equivalents pertains to the related cash generated from its operations both from old and new parcels land being leased out to operating and under construction plants, net of dividend payments for the year.

Trade and Other Receivables increased by 23% or by P12.06 million

The increase in trade and other receivables mainly pertains to the variable lease income billed at the end of the reporting period which is due 30 days upon billing. The trade receivables also include the current portion of the actual recovery of the arrears FIT rate adjustment from the output it generated from January 2016 to December 2020 which payment schedule is expected to be collected within one year.

Prepayments and Other Current Assets increased by 458% or by P165.38 million

Prepayments and other current assets increased by P165.38 million mainly due to recognition of input vat relative to the land conversion costs of the newly acquired parcels of land. The increase was also attributed by the increase in creditable withholding tax certificates received

from the lessees during lease collection which are not yet utilized by the Company due to tax incentives received from the REIT Law.

Non-Current Assets increased by P4.39 billion or 99%

The following discussion provides a detailed analysis of the increase in non-current assets:

Trade and other receivables – noncurrent increased by P156.01 million or 73%

The increase in noncurrent portion of trade and other receivables is mainly related to straight line adjustment of the Company's lease revenue in accordance PFRS 16, Leases. The related receivable is to be recovered upon billing to lessee based on the contractual lease schedule. This is partially offset by the reclassification to current assets of the FIT receivables that are due to be collected in one year.

Property, Plant and Equipment decreased by 5% or by P59.12 million

The movement in the Company's property, plant and equipment mainly pertains to the depreciation charges for the period.

Investment Properties increased by 146% or by P4.26 billion

Investment properties increased due to the acquisition of various parcels of land in Tuy, Batangas, Arayat, Pampanga and Pangasinan amounting to P4.46 billion during the period. Meanwhile, amortization of leasehold asset amounted to P10.10 million during the period.

Right of Use Assets decreased P2.13 million or 6%

The movement in the right of use asset account which pertains to leasehold right on the land where its Clark solar plant is located pertains to amortization charges for the period.

Other Non-Current Assets increased by P36.17 million or 685%

Other Non-Current Assets increased by 685% or P36.17 million due to cash bond posted to the Department of Agrarian Reform (DAR) in relation to the land conversion requirement and are refundable after 18 to 24 months. This account also includes security deposits for the lease agreement with Clark Development. These deposits are refundable to the Company upon termination of the lease agreement or at the end of the lease term.

LIABILITIES AND EQUITY

Current Liabilities increased by 10% or by P38.31 million

The following discussion provides a detailed analysis of the increase in current liabilities:

Trade and Other Payables increased by 110% or by P56.18 million

Trade and other payables increased 110% from last year's P51.25 million to P107.44 million this year. The increase is mainly due to the accrual of interest payable pertaining to the fourth coupon payment of the bonds payable for the period amounting to P44 million. Due to government agencies likewise increased specifically the final withholding tax relative to the coupon bond payment. These billings and dues are then paid the following month.

Due to related parties – current decreased by 100% or P53.22 million

This account pertains to liabilities to Parent Company which are to be demanded within one year. The decrease pertains to the full payment of the Company to CREC.

Dividends payable increased by 11% or P31.89 million

The increase in dividends payable is mainly attributable to the increase in cash dividends declared of P0.049 per share for the third quarter of 2023 versus P0.044 per share of same period last year.

Lease liabilities – current portion increased by 144% or by P3.46 million

The increase is due to reclassification from non-current to current portion during the period.

Non-Current Liabilities increased by 1,203% or P4.46 billion

The following discussion provides a detailed analysis of the increase in non-current liabilities:

Security deposits and deferred rent income decreased by 2% or P2.22 million

The decrease pertains to the amortization of deferred rent income during the period.

Lease liabilities – noncurrent portion decreased by 0.22 million

The increase is due to reclassification from non-current to current portion during the period.

Bonds payable increased by 100% or P4.46 billion

The account pertains to the green bond issuance last February 10, 2023 amounting to P4.5 billion. The amount was reduced by bond issue costs amounting to P47 million pertaining to all expenses incurred in relation to the bond's issuance. Bond issuance cost is recorded as contra account and is deducted from the bonds payable account in the balance sheet. The same is amortized over the period of the bond's life and related amortization is recorded as an addition to the finance cost and a deduction to the bond issue costs.

Retirement benefit obligation amounted to P0.31 million

This account pertains to retirement obligation of the Company's employees as computed by an actuary as of the end of December 31, 2023. There are no movements in this account.

Equity increased by 3% or P115.19 million

The Company's equity stands at P4.47 billion as of December 31, 2023. Movement in the equity is a function of the declaration of dividends totaling P1.28 billion. Net income recognized for the period amounted to P1.40 billion.

As of December 31, 2022 compared with as of December 31, 2021

Assets

Current Assets increased by 355% or by P514.9 million

The following discussion provides a detailed analysis of the increase in current assets:

Cash and Cash Equivalents increased by 1,066% or P522.4 million

The increase in cash and cash equivalents is related to cash generated from its operations.

Trade and Other Receivables increased by 25% or by P10.6 million

The increase in trade and other receivables mainly pertains to the variable lease income billed at end of the reporting period which is due 30 days upon billing. The trade receivables also include the current portion of the actual recovery of the arrears FIT rate adjustment from the output it generated from January 2016 to December 2020 which payment schedule is expected to be collected within one year.

Prepayments and Other Current Assets decreased by 33% or by P18.1 million

Prepayments and other current assets decreased by P18.1 million due to reclassification to additional paid-up capital (APIC) of the deferred transactions as of December 31, 2021 amounting to P35.66 million. Upon listing and issuance of the primary shares in 2022, said cost were deducted against the APIC. The decrease was offset by the unused creditable withholding taxes recognized from collection of lease receivables from the solar plant operator tenants.

Non-Current Assets increased by P2.69 billion or 152%

The following discussion provides a detailed analysis of the increase in non-current assets:

Trade and other receivables – noncurrent increased by P128.0 million or 149%

The increase in noncurrent portion of trade and other receivables is mainly related to straight line adjustment of the Company's lease revenue in accordance PFRS 16, Leases. The related receivable is to be recovered upon billing to lessee based on the contractual lease schedule. This is partially offset by the reclassification to current assets of the FIT receivables that are due to be collected in one year.

Property, Plant and Equipment decreased by 4% or by P59.1 million

The movement in the Company's property, plant and equipment mainly pertains to the depreciation charges for the period.

Investment Properties increased by 916% or by P2.64 billion

Investment properties increased due to the acquisition of Bulacan property and South Cotabato property amounting to P1.75 billion and P753.80 million, respectively in 2022 and the recognition of leasehold asset and related lease liability on long term lease contract in Toledo, Cebu and Silay City, Negros Occidental totaling to P139.5 million. Meanwhile, amortization of leasehold asset amounted to P10.1 million during the period.

Right of Use Assets decreased P2.1 million or 6%

The movement in the right of use asset account which pertains to leasehold right on the land where its Clark solar plant is located pertains to amortization charges for the period.

Deferred tax assets decreased by 100% or P8.2 million

The decrease in deferred tax assets pertains to the reversal of the P8.2 million income tax benefit recognized in the previous year.

Other Non-Current Assets decreased by 59% or P7.5 million

The decrease in Other Non-Current Assets is mainly due to assignment of restricted funds to its Parent Company as the related loan which requires the set-up of the restricted fund was also transferred or assigned to the Parent Company in 2021.

LIABILITIES AND EQUITY

Current Liabilities increased by 256% or by P278.5 million

The following discussion provides a detailed analysis of the increase in current liabilities:

Trade and Other Payables increased by P0.14 million

The minimal increase in trade and other payables is due to accrued dues to government agencies which were paid the following month.

Dividends payable increased by 100% or by P280.4 million

The increase in dividends payable is mainly attributable to the cash dividends declared last November 9, 2022 which were paid on January 5, 2023.

Due to related parties – current increased by 5% or P2.9 million

The increase in the due to related parties – current was mainly due to reclassification from non-current portion offset by the payments made during the period of the previous year's balance of P56.1 million. This account pertains to liabilities to Parent Company.

Lease liabilities – current portion increased by 90% or by P1.1 million

The increase is due to the recognition of right of use asset and related lease liabilities from lease contracts which commenced in 2021 amounting to P125.58 million. As a result, current portion of lease liabilities increased as well.

Non-Current Liabilities increased by 116% or P198.7 million

The following discussion provides a detailed analysis of the increase in non-current liabilities:

Lease liabilities – noncurrent portion increased by 120% or by P124.1 million

The increase is due to the recognition of right of use asset and related lease liabilities from lease contracts which commenced in 2021 amounting to P125.58 million. The amount was reduced by payments during the period and reclassifications to current portion.

Due to related parties – noncurrent decreased by 100% or P68.5 million

The decrease in the due to related parties – noncurrent was due to reclassification to current portion. This account pertains to liabilities to Parent Company.

Security deposit increased by 100% or P143.1 million

The increase in other non-current liability pertains to recognition of security deposit equivalent to one to three months guaranteed base lease for each solar plant operator tenant.

Retirement benefit obligation amounted to P0.31 million

This account pertains to retirement obligation of the Company's employees as computed by an actuary as of the end of December 31, 2022. There are no movements in this account.

Equity increased by 167% or by P2.73 billion

On February 22, 2022, the Company successfully listed its shares with the PSE via the offer of (i) 1,047,272,000 new common shares with a par value of P0.25 per share issued and offered by the Company as Primary Offer Shares, and (ii) 1,134,547,000 existing Shares offered by the Parent Company, Selling Shareholder, pursuant to a Secondary Offer Shares with Option shares up to 327,273,000 which were exercised at such date. All the shares offered by the Company and the Parent Company were sold at an offer price of P2.55 per share. The Company recognized Additional Paid-Up Capital (APIC) arising from this transaction amounting to P2.4 billion in 2022. Transaction costs attributable to Primary Shares which were treated as deduction to APIC amounted to P103.85 million. Net income during the period amounted to P1.25 billion while dividend payments for the first quarter of the year which were taken from the earnings in 2021 amounted to P229.09 million. Last June 24, 2022, September 14, 2022, the Company also paid dividends amounting to P285.09 and P285.86 million, respectively pertaining to 1Q 2022 and 2Q 2022 results of operations and were taken from the earnings of the same periods. On November 9, 2022, the Company also declared dividend for 3Q 2022 amounting to P290.23 million payable on January 5, 2023.

Material Events and Uncertainties

There are no other material changes in CREIT's financial position by five percent (5%) or more and no condition that will warrant a more detailed discussion. Further, there are no material events and uncertainties known to management that would impact or change the reported financial information and condition of CREIT.

Other than the impact of COVID-19 on the business which is disclosed in Note 1 of the audited financial statements or **Exhibit "2"**, there are no known trends or demands, commitments, events or uncertainties that will result in or that are reasonably likely to result in increasing or decreasing CREIT's liquidity in any material way. CREIT does not anticipate having any cash

flow or liquidity problems. It is not in default or breach of any note, loan, lease or other indebtedness or financing arrangement requiring it to make payments.

There are no material off-balance transactions, arrangements, obligations (including contingent obligations), and other relationships of CREIT with unconsolidated entities or other persons created during the reporting period.

There are no material commitments for capital expenditures, events or uncertainties that have had or that are reasonably expected to have a material impact on the continuing operations of CREIT.

There were no seasonal aspects that had a material effect on the financial condition or results of operations of CREIT other than the variable leases which is computed and billed based on the actual revenue of the Lessees versus its base revenue at the end of each year.

There are no material events subsequent to 31 December 2024 that have not been reflected in the audited financial statements or **Exhibit “2”** of the Company.

Liquidity and Capital Resources

As regards internal and external sources of liquidity, the Company’s funding is sourced from internally generated cash flows, and also from borrowings or available credit facilities from other local and international commercial banks.

There is no material commitment for capital expenditures other than those performed in the ordinary course of trade or business. Additionally, there is no significant element of income not arising from continuing operations.

There have not been any seasonal aspects that had a material effect on the financial condition or results of operations of CREIT.

Cash Flows

The following table sets forth information from CREIT’s audited statements of cash flows for the periods indicated:

(Amounts in PhP Millions)	For the years ended December 31		
	2024	2023	2022
Cash Flow			
Net cash provided by operating activities	1,707	1,341	1,263
Net cash used in investing activities	(67)	(4,253)	(2,508)
Net cash provided by (used in) financing activities	(1,660)	2,958	1,767

Key Performance Indicators (KPIs)

CREIT’s KPIs are as follows:

All Ratios except Earnings per Share and Book Value per Share	2024	2023	2022
Current Ratio ¹	2.10	2.07	1.70
Debt to Equity Ratio ²	0.98	1.00	-
Book Value Per Share ³	0.70	0.68	0.67

Earnings per Share ⁴	0.22	0.21	0.20
Return on Assets ⁵	0.15	0.19	0.36
Return on Equity ⁶	0.32	0.32	0.42
Net Profit Margin ⁷	0.76	0.78	0.91

¹ Current Assets/Current Liabilities

² Interest bearing loans and borrowings /Stockholder's Equity

³ Total Equity/Issued and Outstanding Shares

⁴ Net Profit/Issued and Outstanding Shares

⁵ Net Profit/Average Shares

⁶ Net Profit/Average Equity

⁷ Net Profit/Revenue

The KPIs were chosen to provide management with a measure of CREIT's sustainability on financial strength (Current Ratio and Debt to Equity Ratio), and profitability (Earnings per Share, Return on Assets, Return on Equity, Net Profit Margin).

Risk Management Objectives and Policies

CREIT is exposed to a variety of financial risks in relation to its financial instruments. Its risk management is coordinated with the Board of Directors and focuses on actively securing CREIT's short-to-medium term cash flows by minimizing the exposure to financial markets.

CREIT does not engage in the trading of financial assets for speculative purposes nor does it write options. The most significant financial risks to which it is exposed to are market risk, credit risk and liquidity risk. The detailed discussion of the impact of these risks are discussed in Note 32 of the audited financial statements or **Exhibit "2"**.

Item 7. Financial Statements

CREIT's audited financial statements and the supplementary schedules to the same, which were submitted to the Bureau of Internal Revenue are attached hereto as **Exhibit "2"**.

Item 8. Changes in and Disagreements with External Accountants on Accounting and Financial Disclosure

External Audit Fees and Services

The following table sets out the aggregate fees billed for each of the last three (3) fiscal years for professional services rendered by CREIT's external auditors:

Particulars	Nature	Audit Fees (amounts in PhP) For the years ended December 31		
		2024	2023	2022
Isla Lipana & Co. ("PwC Philippines")	Audit of Financial Statements	700,000	550,000.00	500,000.00
	Quarterly reviews for bond offering	-	-	580,000.00
	Pro forma financial statements	-	-	600,000.00
	Agreed-upon procedures - Issuance of comfort letter	-	-	1,500,000.00

The Board's Audit and Risk Oversight Committee (AROC)

The AROC is composed of Mr. Emmanuel G. Herbosa, *Chairman of the AROC*, Ms. Elizabeth Anne C. Uychaco, Atty. Jose M. Layug, Jr., Ms. Pacita U. Juan, and Mr. Oliver Y. Tan

The AROC is required to pre-approve all audit and non-audit services to be rendered by independent accountants and approve the engagement fee and any other compensation to be paid to such independent accountants. When deciding whether to approve these items, the AROC takes into account whether the provision of any non-audit service is compatible with the independence standards under the guidelines of the SEC. To assist in this undertaking, the AROC communicates with the external auditors with regard to any relationship or services that may impact their objectivity and independence and, if appropriate, recommends that the Board take the necessary action to ensure their independence.

Changes in and Disagreements with External Accountants on Accounting and Financial Disclosure

The name of the handling partner for the auditor of CREIT is as follows:

Auditor	Year	Handling Partner
Isla Lipana & Co. ("PwC Philippines")	2024, 2023, 2022, 2021 and 2020	2020 to 2024 – Pocholo Domondon

CREIT did not have any disagreements with its internal auditors or independent accountants on any matter of accounting principles or practices, financial statements, disclosures, or auditing scope or procedures.

PART III – CONTROL AND COMPENSATION INFORMATION

Item 9. Directors and Executive Officers of CREIT

Directors and Executive Officers

As of December 31, 2024, CREIT is governed by a Board of eight (8) directors, composed of the following:

1. Mr. Edgar B. Saavedra, *Chairman of the Board*;
2. Mr. Oliver Y. Tan, *Director, President, and Chief Executive Officer*;
3. Mr. Manuel Louie B. Ferrer, *Director*;
4. Mr. Ian Jason R. Aguirre, *Director*;
5. Ms. Elizabeth Anne C. Uychaco, *Director*;
6. Atty. Jose M. Layug, Jr., *Lead Independent Director*;
7. Mr. Emmanuel G. Herbosa, *Independent Director*; and
8. Ms. Pacita U. Juan, *Independent Director*.

Moreover, CREIT management team is also headed by Mr. Edgar B. Saavedra, a licensed civil engineer, who has been practicing for over twenty (20) years.

The directors shall hold office for one (1) year or until their successors are elected and qualified. The first directors are also the incorporators. The annual meeting of the stockholders shall be held every 8th of June of each year.

The Board is responsible for the direction and control of the business affairs and management of CREIT, and the preservation of its assets and properties. No person can be elected as director of CREIT unless he or she is a registered owner of at least 1 voting share of CREIT.

Pursuant to SEC Memorandum Circular (M.C.) No. 19, Series of 2016, the Company adopted its New Manual on Corporate Governance (Manual). In accordance with Section VI (5) (a) of the Manual, the Board shall have at least three (3) independent directors, or such number as to constitute at least one-third (1/3) of the members of the Board, whichever is higher. At present, three (3) members of the Board are independent directors.

Meanwhile, the Amended Articles of Incorporation and By-Laws of CREIT provide that the eight (8) directors shall include such number of independent directors as may be required by law.

Board of Directors

The table below sets forth each member of CREIT's Board, as of December 31, 2024.

Name	Age	Citizenship	Positions	Term of Office	Directorships Held in Other Companies/ Business Experience
Edgar B. Saavedra	50	Filipino	Chairman of the Board	Yearly	<p>Chairman of the Board, MWMTI, MTI, Altria, PH1, Cebu2World, CIHI, CMCI, MLI, Wide-Horizons, Citicore Power Inc. ("CPI"), MCC-Citicore Construction, Inc. ("MCC-CCI"), Citicore Renewable Energy Corporation ("CREC")</p> <p>Chairman of the Board, Citicore Solar Negros Occidental, Inc., Citicore Solar Bataan, Inc., Citicore Solar Cebu, Inc., Rio Norte Hydropower Corporation, Sunny Side Up Power Corp., Citicore Wind Cagayan Inc., Citicore Wind Energy Corporation, Citicore Wind Ilocos Norte Inc., Citicore Wind Cagayan 1 Inc., Citicore Wind Cagayan 2 Inc., Citicore Wind Guimaras 2 Inc., Citicore Wind Zambales 1 Inc., Citicore Wind Zambales 2 Inc., Citicore Wind Pangasinan 1 Inc., Citicore Wind Pangasinan 2 Inc., Citicore Wind Iloilo 1 Inc., Citicore Wind Iloilo 2 Inc., Citicore Wind Aklan Inc., Citicore Wind Quezon Inc., Sikat Solar Holdco Inc. ("SSHI"), Citicore Solar South Cotabato, Inc., Citicore SolarTarlac, 1 Inc., Citicore Solar Tarlac 2, Inc., Citicore Land Holdings, Inc., Citicore Solar Energy Corporation ("CSEC"), Citicore Solar Bulacan 2, Inc., Greencore Power</p>

					<p>Solutions 1, Inc. ("GPS1"), Greencore Power Solutions 5, Inc. ("GPS5"), Citicore Solar Batangas 1, Inc., Citicore Solar Batangas 2, Inc., Citicore Solar Negros Occidental 2, Inc., Citicore Solar Quezon, Inc., Citicore Solar Pampanga 1 Inc., Citicore Solar Pampanga 2, Inc., Citicore Solar Tarlac 3, Inc., Citicore Solar Tarlac 4, Inc., Citicore Solar Pangasinan, Inc., Citicore Solar Pangasinan 2, Inc. ("CS Pangasinan 2"), , Citicore Solar Holdings, Inc. ("CSHI"), Citicore Solar Bulacan, Inc. Citicore Water Corporation, CW-Iloilo, Inc., CSWater Iloilo Bulk, Inc. and (Collectively the "Citicore Group")</p> <p>Director and Vice President, MCFI</p> <p>Director, GMCAC and GMI, Greencore Power Solutions 3, Inc. ("GPS3"), and Citicore Levanta Wind Development Corp. ("Citicore Levanta Wind")</p> <p>Trustee, Citicore Candlewick Foundation, Inc. ("Citicore Foundation")</p>
Oliver Y. Tan	47	Filipino	Director, President, and Chief Executive Officer	Yearly	<p>Director, CEO and President of CREC</p> <p>Director and President, CPI, CIHI, CMCI, GPS3, and Citicore Group</p> <p>Director and Treasurer, MTI and MLI</p> <p>Director, MCC-CCI, Citicore Levanta Wind, CMCI and MWCCI</p> <p>Director and Corporate Secretary, FSMI and IRMO</p> <p>Chairman of the Board, Citicore Foundation</p>
Manuel Louie B. Ferrer	49	Filipino	Director	Yearly	<p>Chairman of the Board and President, MCFI</p> <p>Vice Chairman of the Board, PH1</p> <p>Director and President, GMCAC, MWMTI, MTI, Altria, Cebu2World, and Wide-Horizons</p>

					<p>Director, CPI, CREC, MCC-CCI, Citicore Group, PH1, MLI, and GMI</p> <p>Director, Citicore Levanta Wind</p> <p>Trustee, Citicore Foundation</p> <p>Managing Director, MagicWorx Licensing Inc.</p> <p>Former Associate Marketing Engineer, OCB International Co., Ltd</p>
Ian Jason R. Aguirre	50	Filipino	Director	Yearly	<p>Director, President and CEO, APC Group, Inc.</p> <p>CFO and Treasurer, Philippine Geothermal Production Company, Inc.</p>
Elizabeth Anne C. Uychaco	69	Filipino	Director	Yearly	<p>Senior Vice President, SM Investment Corporation</p> <p>Director and Vice Chairman, Belle Corporation</p> <p>Chairman, NEO Group</p> <p>Director, Republic Glass Holdings Corporation, Goldilocks Bakeshop, Inc., Brownies Unlimited, Inc., ACE Jardware Philippines, Inc. and Philippines Urban Living Solutions</p> <p>Trustee, Senior Member Social Club</p>
Jose M. Layug, Jr.	53	Filipino	Lead Independent Director	Yearly	<p>Senior Partner, Divina Law Offices</p> <p>Dean, University of Makati School of Law</p> <p>Trustee and President, Developers of Renewable Energy for Advancement, Inc.</p> <p>Director, Philippine Energy Research & Policy Institute</p> <p>Independent Director, Vivant Corporation, Oriental Petroleum and Minerals Corporation, Upgrade Energy Philippines, Inc., and Phinma Solar Corporation</p>
Emmanuel G. Herbosa	71	Filipino	Independent Director	Yearly	<p>Chairman and Independent Director, Premiere Horizon Alliance Corp.</p>

					<p>Director, Trinity Insurance & Reinsurance Brokers, Inc. and P & Gers Fund, Inc.</p> <p>Trustee, De La Salle School Boards, De La Salle Brothers Fund, Inc.</p> <p>Independent Director, Metro Pacific Tollways Corporation, PureGold S&R, and Ovialand, Inc.</p>
Pacita U. Juan	70	Filipino	Independent Director	Yearly	<p>President, M.D, Juan Enterprises, Inc.</p> <p>Vice President for Finance and Treasurer, Centro Mfg. Corporation</p>

Officers Who Are Not Directors

The table below sets forth the officers of CREIT, as of December 31, 2024.

Name	Age	Citizenship	Position	Term of Office	Directorships Held in Other Companies/ Business Experience
Abigail Joan R. Coscio	51	Filipino	Chief Investor Relations, Corporate Communications, and Branding Officer		<p>Director and Chief Investor Relations, Corporate Communications, and Branding Officer, CREC</p> <p>Director and President, Citicore Property Managers, Inc. ("CPMI")</p> <p>Director and Treasurer, Citicore Fund Managers, Inc. ("CFMI")</p> <p>Director, Citicore Energy Solutions, Inc. ("CESI"), Citicore Levanta Wind, GMCAC, GMI, and Citicore Group</p>
Michelle A. Magdato *	36	Filipino	Treasurer, Chief Financial Officer, and Chief Risk Officer	Yearly	<p>Treasurer and Deputy CFO, CREC</p> <p>Director, MCC-Citicore Construction, Inc.</p> <p>Director and Treasurer, CESI, Citicore Group</p> <p>Treasurer, CPI and Citicore Levanta Wind</p> <p>Trustee and Treasurer, Citicore Foundation</p>

					Financial Reporting Manager & Investor Relations Officer, Megawide Construction Corp. Professional Staff, Balicas, Lamboso & Co., CPAs
Raymund Jay S. Gomez	53	Filipino	Chief Compliance Officer	Yearly	Director, Altria, CIHI, CMCI, MLI, MTI, and MWMTI Chief Legal Officer, Compliance Officer, and Data Protection Officer – Megawide Construction Corp. VP-Human Resources, Legal, and Regulatory Affairs Department, Beneficial Life Insurance Company, Inc. AVP-Legal and Corporate Services Department, Aboitiz Equity Ventures, Inc. Director of Corporate Legal Affairs and Litigation Department, JG Summit Holdings, Inc.
Freniel Mikko P. Austria	33	Filipino	Chief Audit Executive	Yearly	Chief Audit Executive, CREC
Danica C. Evangelista	31	Filipino	Corporate Secretary	Yearly	Director and Corporate Secretary, CESI Corporate Secretary, CPI, CREC, CPMI, CFMI, MCC-CCI, Citicore Foundation and Citicore Group Assistant Corporate Secretary, GPS3
Steven Angelo Michael C. Sy	32	Filipino	Corporate Information Officer & Assistant Corporate Secretary	Yearly	Corporate Information Officer and Assistant Corporate Secretary, CREC Assistant Corporate Secretary, CPI, CPMI, CESI, MCC-CCI, Citicore Foundation and Citicore Group

*Appointed effective 12 Nov 2024

Attendance of Directors to Board and Committee Meetings

The tables below set forth the attendance of CREIT's Directors to Board and Board Committee meetings held from January 01, 2024 to December 31, 2024:

Board of Directors' Meetings

	Name	Date of Election / Reelection	No. of Meetings Held (Regular and Special)	No. of Meetings Attended	%
Chairman	Edgar B. Saavedra	June 21, 2024	8	8	100
Member	Oliver Y. Tan	June 21, 2024	8	8	100
Member	Manuel Louie B. Ferrer	June 21, 2024	8	8	100
Member	Ian Jason R. Aguirre	June 21, 2024	8	8	100
Member	Elizabeth Anne C. Uychaco	June 21, 2024	8	8	100
Member (Independent)	Jose M. Layug, Jr.	June 21, 2024	8	8	100
Member (Independent)	Pacita U. Juan	June 21, 2024	8	8	100
Member (Independent)	Emmanuel G. Herbosa	June 21, 2024	8	8	100

Executive Committee

Board	Name	Date of Election	No. of Meetings Held (Regular and Special)	No. of Meetings Attended	%
Chairman	Edgar B. Saavedra	June 21, 2024	3	3	100
Vice Chairman	Oliver Y. Tan	June 21, 2024	3	3	100
Member	Manuel Louie B. Ferrer	June 21, 2024	3	3	100

Audit and Risk Oversight Committee Meetings

Board	Name	Date of Election / Reelection	No. Of Meetings Held (Regular and Special)	No. of Meetings Attended	%
Chairman	Emmanuel G. Herbosa	June 21, 2024	4	4	100
Member	Jose M. Layug, Jr.	June 21, 2024	4	4	100
Member	Pacita U. Juan	June 21, 2024	4	4	100

Member	Oliver Y. Tan	June 21, 2024	4	4	100
Member	Elizabeth Anne C. Uychaco	June 21, 2024	4	4	100

Related Party Transaction Review & Compliance Committee Meetings

Board	Name	Date of Election	No. Of Meetings Held (Regular and Special)	No. of Meetings Attended	%
Chairman	Jose M. Layug, Jr.	June 21, 2024	2	2	100
Member	Emmanuel G. Herbosa	June 21, 2024	2	2	100
Member	Pacita U. Juan	June 21, 2024	2	2	100
Member	Ian Jason R. Aguirre	June 21, 2024	2	2	100
Member	Oliver Y. Tan	June 21, 2024	2	2	100

Nominations, Compensation & Personnel Committee Meetings

Board	Name	Date of Election	No. of Meetings Held (Regular and Special)	No. of Meetings Attended	%
Chairman	Manuel Louie B. Ferrer	June 21, 2024	1	1	100
Member	Pacita U. Juan	June 21, 2024	1	1	100
Member	Emmanuel G. Herbosa	June 21, 2024	1	1	100
Member	Jose M. Layug, Jr.	June 21, 2024	1	1	100

Environmental, Social & Governance Committee Meetings

Board	Name	Date of Election	No. of Meetings Held (Regular and Special)	No. of Meetings Attended	%
Chairman	Pacita U. Juan	June 21, 2024	2	2	100
Member	Emmanuel G. Herbosa	June 21, 2024	2	2	100
Member	Jose M. Layug, Jr.	June 21, 2024	2	2	100

Significant Employees

No single person is expected to make a significant contribution to the business, since CREIT considers the collective efforts of all its employees as instrumental to the overall success of its performance.

Family Relationships

None of the directors are related to each other.

Involvement in Certain Legal Proceedings

During the past five (5) years, CREIT is not aware of the occurrence of any of the following events that are material to the evaluation of the ability or integrity of any director or executive officer:

1. Any bankruptcy petition filed by or against any director, or any business of a director, nominee for election as director, or executive officer who was a director, general partner or executive officer of said business either at the time of the bankruptcy or within 2 years prior to that time;
2. Any director, nominee for election as director, or executive officer being convicted by final judgment in a criminal proceeding, domestic or foreign, or being subject to a pending criminal proceeding, domestic or foreign, excluding traffic violations and other minor offenses, except those aforementioned;
3. Any director, nominee for election as director, or executive officer being subject to any order, judgment, or decree, not subsequently reversed, suspended or vacated, of any court of competent jurisdiction, domestic or foreign, permanently or temporarily enjoining, barring, suspending or otherwise limiting his involvement in any type of business, securities, commodities or banking activities; and
4. Any director, nominee for election as director, or executive officer being found by a domestic or foreign court of competent jurisdiction (in a civil action), the SEC or comparable foreign body, or a domestic or foreign exchange or other organized trading market or self-regulatory organization, to have violated a securities or commodities law or regulation, and the judgment has not been reversed, suspended, or vacated.

Item 10. Executive Compensation

All Directors and Officers as a Group

SUMMARY COMPENSATION TABLE Annual Compensation (In Php Millions)

The Company's executive officers have been, and will continue to be, compensated by the Sponsors and the Citicore Group. The table below sets forth the compensation of the President and CEO and top three highest compensated officers of the Company for the years indicated:

Name and Principal Position	Period	Salary (₱ million)	Bonus (₱ million)	Other Annual Compensati on and Benefits (₱ million)	Total (₱ million)
CEO and top three highest compensated officers					
Oliver Tan, President and CEO Jez Dela Cruz, Treasurer ¹ Raymund Jay Gomez, Chief Compliance Officer Mia Grace Paula Cortez, CFO ²	2024	34.68	2.76	6.96	44.41
Oliver Tan, President and CEO Jez Dela Cruz, Treasurer Raymund Jay Gomez, Chief Compliance Officer Mia Grace Paula Cortez, CFO	2023	32.65	3.07	6.57	42.28
All officers and directors as a group unnamed	2024	34.68	2.76	6.96	44.41
	2023	32.65	3.07	6.57	42.28

¹Resigned effective 12 Nov 2024; ²Resigned effective 30 Sep 2024

Compensation of Directors

Under the By-Laws of CREIT, by resolution of the Board, each director, shall receive a reasonable per diem allowance for his attendance at each Board meeting. As compensation, the Board shall receive and allocate an amount of not more than ten percent (10%) of the net income before income tax of the Company during the preceding year. Such compensation shall be determined and apportioned among directors in such manner as the Board may deem proper, subject to the approval of stockholders representing at least majority of the outstanding capital stock at a regular or special meeting of the stockholders.

On July 26, 2021, the Board, approved the giving of Fifty Thousand Pesos (PhP 50,000.00) Director's per diem, per Board meeting, and a Twenty Five Thousand Pesos (PhP 25,000.00) monthly allowance in the form of reimbursable expenses for each regular director.

Standard Arrangements and Other Arrangements

There are no other arrangements for compensation either by way of payments for committee participation or special assignments other than reasonable per diem. There are also no outstanding warrants or options held by CREIT's CEO, other officers and/or directors.

Employment Contracts, Termination of Employment, Change-in-Control Arrangements

While the Company has no special retirement plans for its employees, it provides retirement benefits in accordance with R.A. No. 7641 or the "Retirement Pay Law", and other applicable laws, rules and regulations. Also, there is no existing arrangement with regard to compensation to be received by any executive officer from CREIT in the event of a change in control of the Company. Aside from its employees, CREIT has also entered into employment contracts with its foreign experts. The contracts with foreign nationals usually include benefits, such as housing, medical and group life insurance, vacation leaves, and company vehicle.

Further, employment contracts include provisions regarding CREIT's ownership of any invention developed during the course of employment, liquidated damages in the event of contract pre-termination, and a non-compete clause prohibiting the employee, for a period of one (1) year after the termination of the contract, from engaging, directly or indirectly, for himself or on behalf of or in conjunction with any person, corporation, partnership or other business entity that is connected with the business of CREIT.

Warrants and Options

There are no outstanding warrants and options held by any of CREIT's directors and executive officers.

Item 11. Security Ownership of Certain Beneficial Owners and Management

Security Ownership of Certain Owners of Record and Beneficial Owners

Owners of record of more than five percent (5%) of CREIT's shares of stock as of December 31, 2024 are as follows:

Title of Class	Name & Address of Record Owner & Relationship with Issuer	Name of Beneficial Owner & Relationship with Record Owner	Citizen ship	Number of Shares Held	Percent (%)
Common	Citicore Renewable Energy Corporation – Stockholder 11th Floor, Rockwell Santolan Town Plaza, 276 Col. Bonny Serrano Avenue, San Juan City	Edgar B. Saavedra Mr. Saavedra is the ultimate beneficial owner of CREC	Filipino	2,151,987,996 (Indirect)	32.88%
Common	SM Investments Corporation – Stockholder ¹ 10th Flr, OneE-com Center, Harbor Drive, Mall of Asia Complex, CBP-1, Pasay City	SM Investments Corporation ¹	Filipino	1,884,374,000 (Direct)	28.79%

¹Ms. Elizabeth Anne C. Uychaco and/or Mr. Ian Jason R. Aguirre will represent and vote the shares of SM Investments Corporation.

Security Ownership of Management

The following table sets forth the security ownership of CREIT Directors and officers as of December 31, 2024:

Title of Class	Name of Beneficial Owner	Amount and Nature of Beneficial Owner	Citizenship	Percentage
Common	Edgar B. Saavedra <i>Chairman of the Board</i>	1 (Direct)	Filipino	Nil
Common	Oliver Y. Tan <i>Director, CEO, and President</i>	1 (Direct); 7,423,000 (Indirect)	Filipino	0.11%
Common	Manuel Louie B. Ferrer <i>Director</i>	1 (Direct)	Filipino	Nil
Common	Ian Jason R. Aguirre <i>Director</i>	1 (Direct)	Filipino	Nil
Common	Elizabeth Anne C. Uychaco <i>Director</i>	1 (Direct)	Filipino	Nil
Common	Jose M. Layug, Jr. <i>Lead Independent Director</i>	1 (Direct)	Filipino	Nil
Common	Emmanuel G. Herbosa <i>Independent Director</i>	1 (Direct)	Filipino	Nil
Common	Pacita U. Juan <i>Independent Director</i>	1 (Direct)	Filipino	Nil
Common	Michelle A. Magdato <i>Treasurer, Chief Financial Officer, and Chief Risk Officer</i>	10,000 (Indirect)	Filipino	Nil
Common	Abigail Joan R. Cosico <i>Chief Investor Relations, Corporate Communications, and Branding Officer</i>	200,000 (Indirect)	Filipino	Nil
Aggregate Shareholdings of Directors and Officers as a Group		7,633,008		0.12%

Voting Trust Holders of Five Percent (5%) or More

There is no voting trust arrangement executed among the holders of five percent (5%) or more of the issued and outstanding shares of common stock of CREIT.

Change in Control

There are no arrangements entered into by CREIT or any of its stockholders which may result in a change of control of CREIT.

Item 12. Certain Relationship and Related Transactions

	Transactions			Outstanding balance Receivables (Payables)		Terms and conditions
Related parties	2024	2023	2022	2024	2023	
Parent Company						
Lease income	290,494,271	285,769,013	282,393,829	48,805,632	34,770,872	Refer to (e) and Notes 4 and 15.
Advances to (from)	-	53,223,717	71,442,959	-	-	
Assignment of loans payable	-	-	-	-	-	
Assumed interest payable	-	-	-	-	-	
				-	34,770,872	
Security deposits						
Additions	-	-	22,180,645	(22,180,645)	(22,180,645)	Refer to (e).
Accretion of interest expense	842,016	842,017	406,868	8,382,844	9,224,860	
				(13,797,801)	(12,955,785)	
Deferred rent income						
Additions	-	-	10,473,745	(10,473,745)	(10,473,745)	Refer to (e).
Amortization	1,101,388	1,101,390	550,694	2,753,469	1,652,084	
				(7,720,276)	(8,821,661)	
Issuance of shares	-	-	-	-	-	Refer to (c), Notes 8, 10 and 14.
Entities under common control						
Lease income	1,589,861,720	1,506,291,710	1,089,072,676	49,516,356	317,683,557	Refer to (e) and Notes 4 and 15.
Advances to	-	-	-	-	-	Refer to (a). Refer to (e) and Note 8.
Acquisition of properties	-	-	2,507,918,610	-	-	
Property management fee	24,727,052	23,784,441	14,942,644	-	-	
Fund management fee	8,242,351	7,928,147	4,980,881	-	-	
Security deposits						
Additions	51,098,952	-	128,247,815	(128,247,815)	(128,247,815)	Refer to (e).
Accretion of interest expense	3,068,975	3,068,975	1,484,160	116,264,511	79,876,332	
				(63,082,256)	(48,371,483)	
Deferred rent income						
Additions	1,183,020	-	84,429,467	(124,406,523)	(84,429,467)	Refer to (e).
Amortization	5,024,866	5,024,866	2,512,432	13,745,186	7,537,298	
				(110,661,337)	(76,892,169)	
Issuance of shares	-	-	-	-	-	Refer to (c) and Notes 8 and 14.

PART IV – CORPORATE GOVERNANCE

Item 13. Corporate Governance

It is the firm belief of CREIT that an organization that faithfully practices and implements the core principles of good corporate governance such as honesty, integrity, fairness, accountability, and transparency will, more often than not, outperform and outshine its competitors. Thus, CREIT is in full compliance with the rules and regulations of the SEC, the PSE, and all other relevant rules and regulations, especially those involving public-listed companies.

Below are some of the Company's policies and programs in relation to corporate governance:

1. In compliance with SEC M.C. No. 19, Series of 2016, CREIT adopted its New Manual and has taken several steps to apply its principles, such as constituting all the Board Committees required therein:

1. Executive Committee;
2. Audit and Risk Oversight Committee
3. Related Party Transaction Review & Compliance Committee Meetings
4. Nominations, Compensation & Personnel Committee
5. Environmental, Social & Governance Committee

The charters and compositions of the foregoing Board Committees are in accordance with the Manual.

2. The Company has elected three (3) Independent Directors to ensure that the Board will protect, not only the interests of the Company, but its shareholders as well.
3. To further its corporate governance initiatives, CREIT, in 2018, implemented its Code of Business Conduct and Ethics, Code of Conduct and Ethical Standards for Suppliers, Insider Trading Policy, and Conflict of Interest Policy Supplemental Guidelines and Conflict of Interest Disclosure Form. Further, CREIT actively rolled out its Whistleblowing Policy to its employees, suppliers, vendors, and clients, to encourage the disclosure of illegal and dishonest activities occurring within the Company.
4. In 2019, CREIT adopted its Anti-Fraud Policy, Board Self-Evaluation Policy, and introduced changes to its Related Party Transactions Policy in compliance with SEC M.C. No. 10 series of 2019. It also conducted an Annual Corporate Governance Training on December 6, 2024, with the assistance of the Institute of Corporate Directors, which was attended by the Company's Directors and key officers.
5. The Board revised the Company's vision, mission, and values, which it launched in 2019. The Company designates a Chief Compliance Officer, who is a member of the Company's management team, in charge of the compliance function. The Chief Compliance Officer is primarily liable to the Company and its shareholders, and not to the Chairman or CEO of the Company. The Chief Compliance Officer shall monitor, review, evaluate and ensure the compliance by the Company, its officers and directors with the relevant laws, rules and regulations, and all governance issuances of regulatory agencies.
6. To reinforce the CREIT's adherence to good corporate governance, and in compliance with its Manual and SEC M.C. No. 04, Series of 2019, attached is the Company's Sustainability Report as **Exhibit "3"**. The Company also adheres with the regulatory requirements on corporate governance through the timely submission of its Integrated Annual Corporate Governance Report with the SEC and the regular updating of its corporate website (www.creit.com.ph).

A full discussion on the corporate governance practices of CREIT are provided and explained in its Annual Corporate Governance Report.

PART V – EXHIBITS AND SCHEDULES

Item 14. Exhibits and Reports on SEC Form 17-C

Exhibits

Exhibit “1”	List of PCD Participants as of December 31, 2024
Exhibit “2”	Audited Financial Statements and Schedules
Exhibit “3”	Sustainability Report

*Reports on SEC Form 17-C***

On March 17, 2020, the SEC issued a Notice for “Filing of Structured Reports, Current Reports and Communications with the Securities and Exchange Commission” dispensing the requirement of filing a separate SEC Form 17-C during the implementation of the community quarantine over the Philippines. Thus, all reports filed with the PSE during the community quarantine are considered as having been filed with the SEC.

All reports may be found on the PSE’s EDGE:

- Signature Page Follows -

SIGNATURES

Pursuant to the requirements of Section 17 of the Code and Section 141 of the Corporation Code, this report is signed on behalf of the issuer by the undersigned, thereto duly authorized, in SAN JUAN CITY on MAR 28 2025.


EDGAR B. SAAVEDRA
Chairman of the Board


OLIVER Y. TAN
Chief Executive Officer, and President



MICHELLE A. MAGDATO
Treasurer, Chief Financial Officer, and
Chief Risk Officer



DANICA C. EVANGELISTA
Corporate Secretary

SUBSCRIBED AND SWORN TO before me in SAN JUAN CITY on MAR 28 2025,
affiants exhibiting to me their respective valid IDs, as follows:

NAME	Valid ID	DATE OF ISSUE/VALID UNTIL	PLACE OF ISSUE
Edgar B. Saavedra	Passport No. P6875140B	Valid until May 26, 2031	Manila
Oliver Y. Tan	Passport No. P4489306B	Valid until January 21, 2030	DFA NCR East
Michelle A. Magdato	Passport No. P6873524A	Valid until April 21, 2028	DFA NCR East
Danica C. Evangelista	Passport No. P769671	Valid until September 26, 2031	Manila

Doc. No. 346 ;
Page No. 71 ;
Book No. II ;
Series of 2025.




STEVEN ANGELO MICHAEL C. SY
Notary Public for and in San Juan City
Notarial Commission No. 033 (2024-2025)
Until 31 December 2025
10F Santolan Town Plaza, 276 Santolan Road,
Little Baguio San Juan City Metro Manila
Roll No.75659
PTR No.SJ 1820331 | 7 Jan 2025 | San Juan City
IBP No.498696 | 6 Jan 2025 | Quezon City Chapter
Admitted to the RAB on 30 Jan 2025

OUTSTANDING BALANCES FOR SPECIFIC COMPANY
December 27, 2024
CREIT0000000

BPNAME	QUANTITY
BDO SECURITIES CORPORATION	2,406,323,060
COL Financial Group, Inc.	383,367,161
DEUTSCHE BANK MANILA-CLIENTS A/C	186,179,888
BANCO DE ORO - TRUST BANKING GROUP	185,582,900
SB EQUITIES, INC.	170,365,200
BPI SECURITIES CORPORATION	170,233,903
FIRST METRO SECURITIES BROKERAGE CORP.	139,616,472
THE HONGKONG AND SHANGHAI BANKING CORP. LTD. -CLIENTS' ACCT.	80,271,555
ABACUS SECURITIES CORPORATION	66,445,266
CHINA BANK SECURITIES CORPORATION	64,780,000
UNICAPITAL SECURITIES INC.	64,389,323
PNB TRUST BANKING GROUP	47,025,000
CITIBANK N.A.	45,425,200
STANDARD CHARTERED BANK	40,937,938
PNB SECURITIES, INC.	37,269,460
PHILSTOCKS FINANCIAL INC	32,548,257
AB CAPITAL SECURITIES, INC.	29,918,209
WEALTH SECURITIES, INC.	29,007,000
VALUE QUEST SECURITIES CORPORATION	26,566,000
RCBC TRUST CORPORATION	25,024,000
MBTC - TRUST BANKING GROUP	22,428,000
CHINA BANKING CORPORATION - TRUST GROUP	20,841,000
MAYBANK SECURITIES, INC.	19,388,527
SOCIAL SECURITY SYSTEM	17,459,500
DEUTSCHE BANK MANILA-CLIENTS A/C	14,784,000
AP SECURITIES INCORPORATED	14,647,000
RCBC SECURITIES, INC.	12,555,300
DRAGONFI SECURITIES, INC.	12,120,720
EASTERN SECURITIES DEVELOPMENT CORPORATION	10,232,000
PLATINUM SECURITIES, INC.	10,201,000
SunSecurities, Inc.	9,477,000
R. NUBLA SECURITIES, INC.	9,143,970
AAA SOUTHEAST EQUITIES, INCORPORATED	9,022,720
AB CAPITAL & INVESTMENT CORP. - TRUST & INVESTMENT DIV.	8,575,000
PHILIPPINE EQUITY PARTNERS, INC.	7,797,100
SSS PROVIDENT FUND	7,384,500
PAPA SECURITIES CORPORATION	7,241,000
GLOBALINKS SECURITIES & STOCKS, INC.	6,697,400
ASTRA SECURITIES CORPORATION	6,508,500

SOLAR SECURITIES, INC.	6,069,870
F. YAP SECURITIES, INC.	6,026,759
COHERCO SECURITIES, INC.	5,379,000
A & A SECURITIES, INC.	5,192,500
MERIDIAN SECURITIES, INC.	5,005,000
THE FIRST RESOURCES MANAGEMENT & SECURITIES CORP.	4,634,000
QUALITY INVESTMENTS & SECURITIES CORPORATION	4,581,000
BELSON SECURITIES, INC.	4,466,000
BANK OF COMMERCE - TRUST SERVICES GROUP	4,392,000
ALAKOR SECURITIES CORPORATION	4,370,000
ASIASEC EQUITIES, INC.	4,345,000
GOLDSTAR SECURITIES, INC.	4,165,000
LANDBANK SECURITIES, INC.	3,963,000
TANSENGCO & CO., INC.	3,763,000
YAO & ZIALCITA, INC.	3,737,000
CUALOPING SECURITIES CORPORATION	3,710,800
ASIA UNITED BANK - TRUST & INVESTMENT GROUP	3,700,000
GUILD SECURITIES, INC.	3,662,200
EAGLE EQUITIES, INC.	3,658,000
TOWER SECURITIES, INC.	3,624,000
PREMIUM SECURITIES, INC.	3,515,000
SEEDBOX SECURITIES, INC.	3,494,000
TRITON SECURITIES CORP.	3,492,000
SINCERE SECURITIES CORPORATION	3,347,000
RTG & COMPANY, INC.	3,096,000
SUMMIT SECURITIES, INC.	3,028,000
UPCC SECURITIES CORP.	3,027,000
ANSALDO, GODINEZ & CO., INC.	3,012,000
AURORA SECURITIES, INC.	2,975,000
FIRST ORIENT SECURITIES, INC.	2,953,000
R. S. LIM & CO., INC.	2,830,000
CTS GLOBAL EQUITY GROUP, INC.	2,824,000
INTRA-INVEST SECURITIES, INC.	2,791,000
REGINA CAPITAL DEVELOPMENT CORPORATION	2,791,000
LOPEZ, LOCSIN, LEDESMA & CO., INC.	2,740,000
STRATEGIC EQUITIES CORP.	2,728,000
E. CHUA CHIACO SECURITIES, INC.	2,640,000
MANDARIN SECURITIES CORPORATION	2,627,000
APEX PHILIPPINES EQUITIES CORPORATION	2,556,000
EVERGREEN STOCK BROKERAGE & SEC., INC.	2,496,000
DAVID GO SECURITIES CORP.	2,454,000
VENTURE SECURITIES, INC.	2,355,000
MERCANTILE SECURITIES CORP.	2,270,000
G.D. TAN & COMPANY, INC.	2,264,000
IMPERIAL, DE GUZMAN, ABALOS & CO., INC.	2,054,000

GOLDEN TOWER SECURITIES & HOLDINGS, INC.	1,997,000
CAMPOS, LANUZA & COMPANY, INC.	1,947,000
IGC SECURITIES INC.	1,852,000
JSG SECURITIES, INC.	1,833,000
STANDARD SECURITIES CORPORATION	1,832,000
R. COYIUTO SECURITIES, INC.	1,742,000
REGIS PARTNERS, INC.	1,724,000
I. B. GIMENEZ SECURITIES, INC.	1,700,000
YU & COMPANY, INC.	1,601,000
LARRGO SECURITIES CO., INC.	1,552,000
LUCKY SECURITIES, INC.	1,510,000
OPTIMUM SECURITIES CORPORATION	1,409,000
MDR SECURITIES, INC.	1,375,000
BA SECURITIES, INC.	1,195,000
TIMSON SECURITIES, INC.	1,178,000
ALPHA SECURITIES CORP.	1,166,000
DA MARKET SECURITIES, INC.	1,024,000
DIVERSIFIED SECURITIES, INC.	816,000
INVESTORS SECURITIES, INC,	776,804
A. T. DE CASTRO SECURITIES CORP.	746,000
FIRST INTEGRATED CAPITAL SECURITIES, INC.	702,000
NEW WORLD SECURITIES CO., INC.	660,000
LUNA SECURITIES, INC.	628,000
BERNAD SECURITIES, INC.	617,000
HDI SECURITIES, INC.	595,000
PAN ASIA SECURITIES CORP.	530,000
WONG SECURITIES CORPORATION	500,000
WESTLINK GLOBAL EQUITIES, INC.	490,000
SECURITIES SPECIALISTS, INC.	478,000
EQUITIWORLD SECURITIES, INC.	455,000
H. E. BENNETT SECURITIES, INC.	397,000
SALISBURY SECURITIES CORPORATION	325,634
RCBC TRUST CORPORATION	289,000
CLSA PHILIPPINES, INC.	250,400
VC SECURITIES CORPORATION	247,000
STERLING BANK OF ASIA TRUST GROUP	200,000
FIDELITY SECURITIES, INC.	115,000
ASIA PACIFIC CAPITAL EQUITIES & SECURITIES CORP.	85,000
SARANGANI SECURITIES, INC.	80,000
JAKA SECURITIES CORP.	40,000
LUYS SECURITIES COMPANY, INC.	17,000
MOUNT PEAK SECURITIES, INC.	5,000
Total Lodged Shares	4,653,264,996

COVER SHEET

C	S	2	0	1	0	1	0	7	8	0
---	---	---	---	---	---	---	---	---	---	---

S.E.C. Registration Number

C	I	T	I	C	O	R	E		E	N	E	R	G	Y		R	E	I	T		C	O	R	P	.				
---	---	---	---	---	---	---	---	--	---	---	---	---	---	---	--	---	---	---	---	--	---	---	---	---	---	--	--	--	--

--	--	--	--	--	--	--	--	--	--	--	--	--	--	--	--	--	--	--	--	--	--	--	--	--	--	--	--	--

(Company's Full Name)

1	1	F		R	O	C	K	W	E	L	L		S	A	N	T	O	L	A	N		T	O	W	N				
P	L	A	Z	A	,		2	7	6			C	O	L	.		B	O	N	N	Y		S	E	R	R	A	N	O
A	V	E	N	U	E		S	A	N		J	U	A	N															

(Business Address: No. Street City / Town / Province)

DANICA EVANGELISTA

Contact Person

(02) 8826-5698

Company's Telephone Number

31 December

Month Day of Fiscal Year

08 June

Month Day of Annual Meeting

SEC FORM AFS

--

Secondary License Type, If Applicable

S	E	C
---	---	---

Dept. Requiring this Doc.

--

Amended Articles Number/Section

Total Amount of Borrowings

--

Total No. of Stockholders

--

Domestic

--

Foreign

To be accomplished by SEC Personnel concerned

--	--	--	--	--	--	--	--	--	--

File Number

--

LCU

--	--	--	--	--	--	--	--	--	--

Document I.D.

--

Cashier

STAMPS

Remarks = pls. use black ink for scanning purposes



347

25 March 2025

STATEMENT OF MANAGEMENT'S RESPONSIBILITY FOR FINANCIAL STATEMENTS

The management of Citicore Energy REIT Corp. (the "Company") is responsible for the preparation and fair presentation of the financial statements including the schedules attached therein, for the years ended December 31, 2024, 2023 and 2022, in accordance with the prescribed financial reporting framework indicated therein, and for such internal control as management determines is necessary to enable the preparation of financial statements that are free from material misstatement, whether due to fraud or error.

In preparing the financial statements, management is responsible for assessing the Company's ability to continue as a going concern, disclosing, as applicable matters related to going concern and using the going concern basis of accounting unless management either intends to liquidate the Company or to cease operations, or has no realistic alternative but to do so.

The Board of Directors is responsible for overseeing the Company's financial reporting process.

The Board of Directors reviews and approves the financial statements including the schedules attached therein, and submits the same to the stockholders.

Isla Lipana & Co., the independent auditors appointed by the stockholders for the periods ended December 31, 2024, 2023 and 2022 have audited the financial statements of the Company in accordance with Philippine Standards on Auditing, and in their reports to the stockholders, have expressed their opinion on the fairness of presentation upon completion of such audit.

Edgar B. Saavedra
Chairman of the Board

Oliver Y. Tan
President and Chief Executive Officer


Michelle A. Magdato
Treasurer



SUBSCRIBED AND SWORN TO before me in SAN JUAN CITY on MAR 28 2025,
affiants exhibiting to me their respective valid IDs, as follows:

NAME	Valid ID	DATE OF ISSUE/VALID UNTIL	PLACE OF ISSUE
Edgar B. Saavedra	Passport No. P6875140B	Valid until May 26, 2031	Manila
Oliver Y. Tan	Passport No. P4489306B	Valid until January 21, 2030	DFA NCR East
Michelle A. Magdato	Passport No. P6873524A	Valid until April 21, 2028	DFA NCR East

Doc. No. 347;
Page No. 71;
Book No. II;
Series of 2025.



Atty. Steven Angelo Michael C. Sy
STEVEN ANGELO MICHAEL C. SY
Notary Public for and in San Juan City
Notarial Commission No. 033 (2024-2025)
Until 31 December 2025
10F Santolan Town Plaza, 276 Santolan Road,
Little Baguio San Juan City Metro Manila
Roll No. 75659
PTR No. SJ 1820331 | 7 Jan 2025 | San Juan City
IBP No. 498696 | 6 Jan 2025 | Quezon City, Philippines
Admitted to the BAR on 1/1/2025



Independent Auditor's Report

To the Board of Directors and Shareholders of
Citicore Energy REIT Corp.
(A subsidiary of Citicore Renewable Energy Corporation)
11F Rockwell Santolan Town Plaza
276 Col. Bonny Serrano Avenue
San Juan City, Metro Manila

Report on the Audits of the Financial Statements

Opinion

In our opinion, the accompanying financial statements present fairly, in all material respects, the financial position of Citicore Energy REIT Corp. (the "Company") as at December 31, 2024 and 2023, and its financial performance and its cash flows for each of the three years in the period ended December 31, 2024, in accordance with Philippine Financial Reporting Standards (PFRS) Accounting Standards.

What we have audited

The financial statements of the Company comprise:

- the statements of financial position as at December 31, 2024 and 2023;
- the statements of total comprehensive income for each of the three years in the period ended December 31, 2024;
- the statements of changes in equity for each of the three years in the period ended December 31, 2024;
- the statements of cash flows for each of the three years in the period ended December 31, 2024; and
- the notes to the financial statements, comprising material accounting policy information and other explanatory information.

Basis for Opinion

We conducted our audits in accordance with Philippine Standards on Auditing (PSA). Our responsibilities under those standards are further described in the Auditor's Responsibilities for the Audit of the Financial Statements section of our report.

We believe that the audit evidence we have obtained is sufficient and appropriate to provide a basis for our opinion.

Independence

We are independent of the Company in accordance with the Code of Ethics for Professional Accountants in the Philippines (Code of Ethics), together with the ethical requirements that are relevant to our audit of the financial statements in the Philippines, and we have fulfilled our other ethical responsibilities in accordance with these requirements and the Code of Ethics.

Isla Lipana & Co., 29th Floor, AIA Tower, 8767 Paseo de Roxas, 1226 Makati City, Philippines
T: +63 (2) 8845 2728, www.pwc.com/ph

Isla Lipana & Co. is the Philippine member firm of the PwC network. PwC refers to the Philippine member firm, and may sometimes refer to the PwC network. Each member firm is a separate legal entity. Please see www.pwc.com/structure for further details.



Independent Auditor's Report
To the Board of Directors and Shareholders of
Citicore Energy REIT Corp.
(A subsidiary of Citicore Renewable Energy Corporation)
Page 2

Our Audit Approach

As part of designing our audit, we determined materiality and assessed the risks of material misstatement in the financial statements. In particular, we considered where management made subjective judgments; for example, in respect of significant accounting estimates that involved making assumptions and considering future events that are inherently uncertain. As in all of our audits, we also addressed the risk of management override of internal controls, including among other matters, consideration of whether there was evidence of bias that represented a risk of material misstatement due to fraud.

We tailored the scope of our audit in order to perform sufficient work to enable us to provide an opinion on the financial statements as a whole, taking into account the structure of the Company, the accounting processes and controls, and the industry in which the Company operates.

Key Audit Matters

Key audit matters are those matters that, in our professional judgment, were of most significance in our audit of the financial statements of the current period. These matters were addressed in the context of our audit of the financial statements as a whole, and in forming our opinion thereon, and we do not provide a separate opinion on these matters.

Key audit matters identified in our audit are summarized as follows:

Key audit matters	How our audit addressed the key audit matters
<u>Fair value of investment properties</u> The Company leases ten (10) freehold land and subleases three (3) leasehold land to its related parties. All freehold and leasehold land assets are classified as investment properties which are accounted for using the cost model. The Company discloses the fair value of investment properties as required by PAS 40, "Investment Property". The carrying value and fair value of investment properties amounted to P7.24 billion and P16.91 billion, respectively, as at December 31, 2024. Management determined the fair value of the investment properties based on the report issued by an accredited appraiser. The appraiser used the discounted cash flow model based on the lessor's interest in the land.	<p>We obtained understanding of the nature, scope and objective of the appraiser's work. We evaluated the competence and capabilities of the accredited appraiser and objectivity by considering the accredited appraiser's qualifications, experience and reporting responsibilities. We also evaluated the data used, assumptions and calculation methods and assessed the relevance and reasonableness of the accredited appraiser's findings and conclusions and consistency with other audit evidence we obtained. Data and assumptions used were validated as follows:</p> <ul style="list-style-type: none">a. Lease rates and unexpired lease term were traced to the lease agreements with related parties; andb. We compared the parameters used for discount rate and terminal values of the land against market data. <p>We also assessed the adequacy of the fair value disclosures based on the requirements of PFRS 13, "Fair Value Measurement".</p>



Independent Auditor's Report
To the Board of Directors and Shareholders of
Citicore Energy REIT Corp.
(A subsidiary of Citicore Renewable Energy Corporation)
Page 3

Key audit matters	How our audit addressed the key audit matters
<p>The determination of the fair values of these properties involved significant assumption and estimations and complex calculations.</p> <p>These assumptions include discount rates which are influenced by the prevailing market rates and comparable market transactions. Discount rates are subject to higher level of estimation uncertainty due to the current economic conditions. The disclosures on the fair value of investment properties are included in Note 8 to the financial statements.</p>	

Other Information

Management is responsible for the other information. The other information comprises the information included in the SEC Form 20-IS (Definitive Information Statement), SEC Form 17-A and Annual Report, but does not include the financial statements and our auditor's report thereon. The SEC Form 20-IS (Definitive Information Statement), SEC Form 17-A and Annual Report are expected to be made available to us after the date of this auditor's report.

Our opinion on the financial statements does not cover the other information and we will not express any form of assurance conclusion thereon.

In connection with our audit of the financial statements, our responsibility is to read the other information identified above when it becomes available and, in doing so, consider whether the other information is materially inconsistent with the financial statements or our knowledge obtained in the audit, or otherwise appears to be materially misstated.

When we read the SEC Form 20-IS (Definitive Information Statement), SEC Form 17-A and Annual Report, if we conclude that there is a material misstatement therein, we are required to communicate the matter to those charged with governance.

Responsibilities of Management and Those Charged with Governance for the Financial Statements

Management is responsible for the preparation and fair presentation of the financial statements in accordance with PFRS Accounting Standards, and for such internal control as management determines is necessary to enable the preparation of financial statements that are free from material misstatement, whether due to fraud or error.

In preparing the financial statements, management is responsible for assessing the Company's ability to continue as a going concern, disclosing, as applicable, matters related to going concern and using the going concern basis of accounting unless management either intends to liquidate the Company or to cease operations, or has no realistic alternative but to do so.



Independent Auditor's Report
To the Board of Directors and Shareholders of
Citicore Energy REIT Corp.
(A subsidiary of Citicore Renewable Energy Corporation)
Page 4

Those charged with governance are responsible for overseeing the Company's financial reporting process.

Auditor's Responsibilities for the Audit of the Financial Statements

Our objectives are to obtain reasonable assurance about whether the financial statements as a whole are free from material misstatement, whether due to fraud or error, and to issue an auditor's report that includes our opinion. Reasonable assurance is a high level of assurance but is not a guarantee that an audit conducted in accordance with PSA will always detect a material misstatement when it exists. Misstatements can arise from fraud or error and are considered material if, individually or in the aggregate, they could reasonably be expected to influence the economic decisions of users taken on the basis of these financial statements.

As part of an audit in accordance with PSA, we exercise professional judgment and maintain professional skepticism throughout the audit. We also:

- Identify and assess the risks of material misstatement of the financial statements, whether due to fraud or error, design and perform audit procedures responsive to those risks, and obtain audit evidence that is sufficient and appropriate to provide a basis for our opinion. The risk of not detecting a material misstatement resulting from fraud is higher than for one resulting from error, as fraud may involve collusion, forgery, intentional omissions, misrepresentations, or the override of internal control.
- Obtain an understanding of internal control relevant to the audit in order to design audit procedures that are appropriate in the circumstances, but not for the purpose of expressing an opinion on the effectiveness of the Company's internal control.
- Evaluate the appropriateness of accounting policies used and the reasonableness of accounting estimates and related disclosures made by management.
- Conclude on the appropriateness of management's use of the going concern basis of accounting and, based on the audit evidence obtained, whether a material uncertainty exists related to events or conditions that may cast significant doubt on the Company's ability to continue as a going concern. If we conclude that a material uncertainty exists, we are required to draw attention in our auditor's report to the related disclosures in the financial statements or, if such disclosures are inadequate, to modify our opinion. Our conclusions are based on the audit evidence obtained up to the date of our auditor's report. However, future events or conditions may cause the Company to cease to continue as a going concern.
- Evaluate the overall presentation, structure and content of the financial statements, including the disclosures, and whether the financial statements represent the underlying transactions and events in a manner that achieves fair presentation.

We communicate with those charged with governance regarding, among other matters, the planned scope and timing of the audit and significant audit findings, including any significant deficiencies in internal control that we identify during our audit.



Independent Auditor's Report
To the Board of Directors and Shareholders of
Citicore Energy REIT Corp.
(A subsidiary of Citicore Renewable Energy Corporation)
Page 5

We also provide those charged with governance with a statement that we have complied with relevant ethical requirements regarding independence, and to communicate with them all relationships and other matters that may reasonably be thought to bear on our independence, and where applicable, actions taken to eliminate threats or safeguards applied.

From the matters communicated with those charged with governance, we determine those matters that were of most significance in the audit of the financial statements of the current period and are therefore the key audit matters. We describe these matters in our auditor's report unless law or regulation precludes public disclosure about the matter or when, in extremely rare circumstances, we determine that a matter should not be communicated in our report because the adverse consequences of doing so would reasonably be expected to outweigh the public interest benefits of such communication.

Report on the Bureau of Internal Revenue Requirement

Our audits were conducted for the purpose of forming an opinion on the basic financial statements taken as a whole. The supplementary information in Note 25 to the financial statements is presented for purposes of filing with the Bureau of Internal Revenue and is not a required part of the basic financial statements. Such supplementary information is the responsibility of management and has been subjected to the auditing procedures applied in our audits of the basic financial statements. In our opinion, the supplementary information is fairly stated in all material respects in relation to the basic financial statements taken as a whole.

The engagement partner on the audit resulting in this independent auditor's report is
Pocholo C. Domondon.

Isla Lipana & Co.

A handwritten signature in black ink, appearing to read "Pocholo C. Domondon", written over the printed name.

Pocholo C. Domondon
Partner

CPA Cert. No. 108839

P.T.R. No. 0011401; issued on January 3, 2025 at Makati City

T.I.N. 213-227-235

BIR A.N. 08-000745-128-2024; issued on November 9, 2024; effective until November 8, 2027

BOA/PRC Reg. No. 0142, effective until November 14, 2025

Makati City
March 25, 2025



**Statement Required by Rule 68
Securities Regulation Code (SRC)**

To the Board of Directors and Shareholders of
Citicore Energy REIT Corp.
(A subsidiary of Citicore Renewable Energy Corporation)
11F Rockwell Santolan Town Plaza
276 Col. Bonny Serrano Avenue
San Juan City, Metro Manila

We have audited the financial statements of Citicore Energy REIT Corp. (the "Company") as at December 31, 2024 and 2023 and for each of the three years in the period ended December 31, 2024, on which we have rendered the attached report dated March 25, 2025. The supplementary information shown in Schedules A, B, C, D, E, F, and G, Reconciliation of Retained Earnings Available for Dividend Declaration and the Map showing the relationships between and among the Company and its ultimate parent company, middle parent, subsidiaries or co-subsidiaries, and associates, as additional components required by Revised Rule 68 of the SRC, are presented for purposes of filing with the Securities and Exchange Commission and are not required parts of the basic financial statements. Such supplementary information is the responsibility of management and has been subjected to auditing procedures applied in the audits of the basic financial statements. In our opinion, the supplementary information has been prepared in accordance with Revised Rule 68 of the SRC .

Isla Lipana & Co.

A handwritten signature in black ink, appearing to read "Pocholo C. Domondon", written over the printed name.

Pocholo C. Domondon
Partner

CPA Cert. No. 108839

P.T.R. No. 0011401; issued on January 3, 2025 at Makati City

T.I.N. 213-227-235

BIR A.N. 08-000745-128-2024; issued on November 9, 2024; effective until November 8, 2027

BOA/PRC Reg. No. 0142, effective until November 14, 2025

Makati City
March 25, 2025

Isla Lipana & Co., 29th Floor, AIA Tower, 8767 Paseo de Roxas, 1226 Makati City, Philippines
T: +63 (2) 8845 2728, www.pwc.com/ph

Isla Lipana & Co. is the Philippine member firm of the PwC network. PwC refers to the Philippine member firm, and may sometimes refer to the PwC network. Each member firm is a separate legal entity. Please see www.pwc.com/structure for further details.




Statement Required by Rule 68 Securities Regulation Code (SRC)

To the Board of Directors and Shareholders of
Citicore Energy REIT Corp.
(A subsidiary of Citicore Renewable Energy Corporation)
11F Rockwell Santolan Town Plaza
276 Col. Bonny Serrano Avenue
San Juan City, Metro Manila

We have audited in accordance with Philippine Standards on Auditing the financial statements of Citicore Energy REIT Corp. (the "Company") as at December 31, 2024 and 2023 and for each of the three years in the period ended December 31, 2024 and have issued our report thereon dated March 25, 2025. Our audits were made for the purpose of forming an opinion on the basic financial statements taken as a whole. The Supplementary Schedule on Financial Soundness Indicators, including their definitions, formulas, calculations, and their appropriateness or usefulness to the intended users, are the responsibility of the Company's management. These financial soundness indicators are not measures of operating performance defined by Philippine Financial Reporting Standards (PFRS) Accounting Standards and may not be comparable to similarly titled measures presented by other companies. This schedule is presented for the purpose of complying with the Revised Rule 68 of the SRC issued by the Securities and Exchange Commission, and is not a required part of the basic financial statements prepared in accordance with PFRS Accounting Standards. The components of these financial soundness indicators have been traced to the Company's financial statements as at December 31, 2024 and 2023 and for each of the three years in the period ended December 31, 2024 and no material exceptions were noted.

Isla Lipana & Co.


Pocholo C. Domondon
Partner
CPA Cert. No. 108839
P.T.R. No. 0011401; issued on January 3, 2025 at Makati City
T.I.N. 213-227-235
BIR A.N. 08-000745-128-2024; issued on November 9, 2024; effective until November 8, 2027
BOA/PRC Reg. No. 0142, effective until November 14, 2025

Makati City
March 25, 2025

Isla Lipana & Co., 29th Floor, AIA Tower, 8767 Paseo de Roxas, 1226 Makati City, Philippines
T: +63 (2) 8845 2728, www.pwc.com/ph

Isla Lipana & Co. is the Philippine member firm of the PwC network. PwC refers to the Philippine member firm, and may sometimes refer to the PwC network. Each member firm is a separate legal entity. Please see www.pwc.com/structure for further details.

Citicore Energy REIT Corp.
(A subsidiary of Citicore Renewable Energy Corporation)

Statements of Financial Position
As at December 31, 2024 and 2023
(All amounts in Philippine Peso)

	Notes	2024	2023
Assets			
Current assets			
Cash	3	597,582,293	616,861,821
Trade and other receivables, net	4	207,865,787	64,504,503
Prepayments and other current assets	5	100,988,887	201,513,919
Total current assets		906,436,967	882,880,243
Non-current assets			
Trade and other receivables, net of current portion	4	519,334,455	369,976,872
Property, plant and equipment, net	6	1,153,818,036	1,212,929,526
Investment properties, net	8	7,239,119,531	7,182,437,936
Right-of-use assets, net	19	31,157,023	33,292,501
Other non-current assets	7	41,450,164	41,450,164
Total non-current assets		8,984,879,209	8,840,086,999
Total assets		9,891,316,176	9,722,967,242
Liabilities and Equity			
Current liabilities			
Trade payables and other liabilities	9	115,741,759	107,437,383
Dividends payable	9, 14	312,888,626	312,332,383
Lease liabilities	19	3,267,523	5,863,776
Total current liabilities		431,897,908	425,633,542
Non-current liabilities			
Lease liabilities, net of current portion	19	218,421,080	226,982,998
Security deposits and deferred rent income	11	189,135,416	140,914,842
Bonds payable	10	4,468,567,198	4,459,876,787
Retirement benefit obligation	13	314,672	314,672
Total non-current liabilities		4,876,438,366	4,828,089,299
Total liabilities		5,308,336,274	5,253,722,841
Equity			
Share capital	13	1,636,363,501	1,636,363,501
Additional paid-in-capital	13	2,307,335,739	2,307,335,739
Remeasurement on retirement benefits	12	50,894	50,894
Retained earnings		639,229,768	525,494,267
Total equity		4,582,979,902	4,469,244,401
Total liabilities and equity		9,891,316,176	9,722,967,242

The notes on pages 1 to 49 are integral part of these financial statements.

Citicore Energy REIT Corp.

(A subsidiary of Citicore Renewable Energy Corporation)

Statements of Total Comprehensive Income

For each of the three years in the period ended December 31, 2024

(All amounts in Philippine Peso)

	Notes	2024	2023	2022
Rental income	1, 14	1,887,665,265	1,798,186,978	1,374,529,631
Cost of services	15	(104,305,887)	(103,045,990)	(91,269,041)
Gross profit		1,783,359,378	1,695,140,988	1,283,260,590
Operating expenses	16	(11,462,939)	(6,841,842)	(8,440,959)
Income from operations		1,771,896,439	1,688,299,146	1,274,819,631
Finance costs	17	(346,162,465)	(309,448,027)	(17,584,040)
Other income, net	17	3,637,781	19,245,257	3,377,749
Income before income tax		1,429,371,755	1,398,096,376	1,260,613,340
Income tax expense	18	-	-	(8,200,316)
Net income for the year		1,429,371,755	1,398,096,376	1,252,413,024
Other comprehensive income		-	-	-
Total comprehensive income for the year		1,429,371,755	1,398,096,376	1,252,413,024
Earnings per share				
Basic and diluted	20	0.22	0.21	0.20

The notes on pages 1 to 49 are integral part of these financial statements.

Citicore Energy REIT Corp.
(A subsidiary of Citicore Renewable Energy Corporation)

Statements of Changes in Equity
For each of the three years in the period ended December 31, 2024
(All amounts in Philippine Peso)

	Share capital (Note 13)	Additional paid-in-capital (Note 13)	Remeasurement on retirement benefits	Retained earnings	Total
Balances at January 1, 2022	1,374,545,501	2,465,066	50,894	250,984,668	1,628,046,129
Comprehensive income					
Net income for the year	-	-	-	1,252,413,024	1,252,413,024
Other comprehensive income for the year	-	-	-	-	-
Total comprehensive income for the year	-	-	-	1,252,413,024	1,252,413,024
Transactions with owners					
Issuance of shares	261,818,000	2,408,725,600	-	-	2,670,543,600
Share issuance costs	-	(103,854,927)	-	-	(103,854,927)
Cash dividends	-	-	-	(1,093,090,818)	(1,093,090,818)
Total transactions with owners	261,818,000	2,304,870,673	-	(1,093,090,818)	1,473,597,855
Balances at December 31, 2022	1,636,363,501	2,307,335,739	50,894	410,306,874	4,354,057,008
Comprehensive income					
Net income for the year	-	-	-	1,398,096,376	1,398,096,376
Other comprehensive income for the year	-	-	-	-	-
Total comprehensive income for the year	-	-	-	1,398,096,376	1,398,096,376
Transactions with owners					
Cash dividends	-	-	-	(1,282,908,983)	(1,282,908,983)
Total transactions with owners	-	-	-	(1,282,908,983)	(1,282,908,983)
Balances at December 31, 2023	1,636,363,501	2,307,335,739	50,894	525,494,267	4,469,244,401
Comprehensive income					
Net income for the year	-	-	-	1,429,371,755	1,429,371,755
Other comprehensive income for the year	-	-	-	-	-
Total comprehensive income for the year	-	-	-	1,429,371,755	1,429,371,755
Transactions with owners					
Cash dividends	-	-	-	(1,315,636,254)	(1,315,636,254)
Total transactions with owners	-	-	-	(1,315,636,254)	(1,315,636,254)
Balances at December 31, 2024	1,636,363,501	2,307,335,739	50,894	639,229,768	4,582,979,902

The notes on pages 1 to 49 are integral part of these financial statements.

Citicore Energy REIT Corp.
(A subsidiary of Citicore Renewable Energy Corporation)

Statements of Cash Flows
For each of the three years in the period ended December 31, 2024
(All amounts in Philippine Peso)

	Notes	2024	2023	2022
Cash flows from operating activities				
Income before income tax		1,429,371,755	1,398,096,376	1,260,613,340
Adjustments for:				
Depreciation and amortization	6, 19	71,347,776	71,360,501	71,363,428
Finance costs	17	346,162,465	309,448,027	17,584,040
Unrealized foreign exchange (gain) losses, net	21	47,456	(10,960)	113,799
Interest income	3, 4, 17	(3,762,414)	(19,234,297)	(3,070,975)
Operating income before working capital changes		1,843,167,038	1,759,659,647	1,346,603,632
Changes in working capital:				
Trade and other receivables		(166,949,657)	(168,063,993)	(136,326,810)
Prepayments and other current assets		(25,244,178)	(171,718,274)	(17,586,521)
Other non-current assets		-	(36,170,854)	7,486,370
Trade payables and other liabilities		8,860,619	11,352,965	(7,701,307)
Due to a related party		-	(53,223,717)	(71,442,959)
Security deposits		43,789,681	(6,126,256)	141,239,078
Net cash generated from operations		1,703,623,503	1,335,709,518	1,262,271,483
Interest received		3,762,414	5,147,697	855,202
Net cash provided by operating activities		1,707,385,917	1,340,857,215	1,263,126,685
Cash flows from investing activities				
Additions to investment properties	8	(66,782,403)	(4,267,241,500)	(2,507,918,610)
Interest received from short-term placements		-	14,086,600	-
Net cash used in investing activities		(66,782,403)	(4,253,154,900)	(2,507,918,610)
Cash flows from financing activities				
Proceeds from issuance of shares	13	-	-	2,670,543,600
Principal payment of lease liabilities	19	(16,398,878)	(2,406,115)	(20,109,933)
Interest payment on lease liabilities	19	(10,404,404)	(10,589,344)	(9,951,228)
Payments of share issuance costs	5, 13	-	-	(68,190,556)
Payments of dividends	13	(1,315,636,254)	(1,250,181,713)	(805,090,842)
Interest payment on bonds	10	(317,443,506)	(238,082,626)	-
Proceeds from bonds issuance	10	-	4,500,000,000	-
Payments of bond issuance costs	10	-	(41,004,160)	-
Net cash provided by (used in) financing activities		(1,659,883,042)	2,957,736,042	1,767,201,041
Net increase (decrease) in cash		(19,279,528)	45,438,357	522,409,116
Cash at January 1	3	616,861,821	571,423,464	49,014,348
Cash at December 31	3	597,582,293	616,861,821	571,423,464

The notes on pages 1 to 49 are integral part of these financial statements.

Citicore Energy REIT Corp.

(A subsidiary of Citicore Renewable Energy Corporation)

Notes to the Financial Statements

As at December 31, 2024 and 2023 and

for each of the three years in the period ended December 31, 2024

(All amounts are shown in Philippine Peso unless otherwise stated)

1 General information

(a) Corporate information

Citicore Energy REIT Corp. (formerly Enfinity Philippines Renewable Resources Inc.) (the “Company”) was registered with the Philippine Securities and Exchange Commission (SEC) on July 15, 2010.

Prior to May 25, 2021, the Company’s primary objective is to explore, develop and utilize renewable resources with particular focus on solar and wind energy generation; to design, construct, erect, assemble, commission and operate power-generating plants and related facilities for the conversion of renewable energy into usable form fit for electricity generation and distribution; and to perform other ancillary and incidental activities as may be provided by and under contract with the Government of the Republic of the Philippines, or any subdivision, instrumentality or agency thereof, or any government-owned and controlled corporation, or other entity engaged in the development, supply and distribution of renewable energy.

The amended primary purpose of the Company is to engage in the business of owning income-generating real estate assets, including renewable energy generating real estate assets, under a real estate investment trust (REIT) by virtue of Republic Act (RA) No. 9856, otherwise known as the “*Real Estate Investment Trust Act of 2009*” and its implementing rules and regulations.

The Company’s 22.33-megawatt (MW) Clark Solar Power Project in Clark, Freeport Zone, Pampanga was successfully commissioned on March 12, 2016 through the confirmation of the Department of Energy (DOE) covering its Solar Energy Service Contract (SESC) No. 2014-07-086 and Amended Certificate of Commerciality No. SCC-2015-03-014-B with validity of 25 years. On October 13, 2021, the Company assigned the SESC to Citicore Renewable Energy Corp. (the “Parent Company” or CREC), making the latter the operator of the Clark Solar Power Plant. The assignment was approved by the DOE on December 24, 2021.

On May 25, 2021, the Company’s Board of Directors (BOD) and shareholders approved, among others, the following amendments to the Company’s Articles of Incorporation (AOI): (i) change of corporate name from Enfinity Philippines Renewable Resources Inc. to Citicore Energy REIT Corp.; (ii) amendment of the primary purpose to that of a real estate investment trust; (iii) change of principal office address from Prince Balagtas Avenue Extension, Clark Freeport Zone, Pampanga to 11F, Rockwell Santolan Town Plaza, 276 Col. Bonny Serrano Avenue, San Juan City, Metro Manila; and (iv) increase of authorized share capital to P3.84 billion divided into 15.36 billion common shares with par value of P0.25 per share.

On May 26, 2021, as part of the increase in authorized share capital, the Parent Company subscribed to 2.4 billion shares as consideration for the assignment by Parent Company of its advances to the Company amounting to P602,465,066. In addition, Parent Company and Citicore Solar Tarlac 1, Inc. (CST1) (formerly nv vogt Philippine Solar Energy Three, Inc.) subscribed to 19,461,142 shares and 918,720,864 shares, respectively, or a total of 938,182,006 shares, as consideration for the assignment of parcels of land, with an aggregate area of 138,164 sq.m., located in Brgy. Armenia, Tarlac (Note 13).

The Company’s submission to the SEC for the foregoing amendments was approved on October 12, 2021. Upon issuance of the shares during 2021, the Company’s shareholding structure was 16.7% and 83.3% owned by CST1 and Parent Company, respectively. Prior to October 12, 2021, the Parent Company owns 100% of the Company.

The Company's ultimate parent company is Citicore Holdings Investment, Inc., a company incorporated in the Philippines as a holding company engaged in buying and holding shares of other companies.

On November 4, 2021, the Company's BOD and shareholders approved, among others, to amend its AOI and delete one of the secondary purposes reflected in the amended AOI as approved by BOD on May 25, 2021 as follows: "to invest in or otherwise engage in the exploitation, development, and utilization of renewable energy resources with particular focus on solar and wind energy generation; to design, construct, erect, assemble, commission and operate power-generating plants and related facilities for the conversion of renewable energy into usable form fit for electricity generation and distribution; and to perform other ancillary and incidental activities as may be provided by and under contract with the Government of the Republic of the Philippines, or any subdivision, instrumentality or agency thereof, or any government-owned and controlled corporation, or other entity engaged in the development, supply and distribution of renewable energy". The Company's submission to the SEC for the foregoing amendment was approved on November 17, 2021.

On January 14, 2022 and February 2, 2022, the Philippine Stock Exchange ("PSE") issued notice of acceptance and the Philippine SEC issued permit to sell, respectively, in relation to the Company's application for initial public offering. The Company attained its status as "public company" on February 22, 2022 when it listed its shares as a REIT in the main board of the PSE. As a public company, it is covered by the Part II of Securities Regulation Code ("SRC") Rule 68.

On March 15, 2024, the Parent Company and CST1 sold a total of 1,884,374,000 common shares in the Company at P2.6534 per share to SM Investments Corporation (SMIC) raising approximately P5.0 billion. The Parent Company will continue to be the single largest shareholder in the Company with a 32.88% effective ownership post-transaction (excluding shares in trust held by directors and officers). Proceeds from the sale will be used by the Parent Company to fund further development of solar construction projects across different locations nationwide. The Parent Company believes that it maintains control mainly because it is still in-charge of managing the relevant business activities including day-to-day operations.

As at December 31, 2023, the Company has 137 shareholders, each owning one hundred (100) or more shares. As at December 31, 2024, the Company has 136 shareholders, each owning one hundred (100) or more shares.

The total shares outstanding are held by the following shareholders as at December 31:

	2024	2023
CREC	32.99%	47.76%
SMIC	28.79%	-
Public	38.22%	38.21%
CST1	-	14.04%
	100.00%	100.00%

On June 8, 2022, the Company's stockholders approved the issuance of fixed-rate bonds not exceeding thirty five percent (35%) of the value of the deposited property of the Company or up to the allowable leverage under the REIT Act of 2009 and its implementing rules and regulations. On February 10, 2023, the Company listed its maiden ASEAN Green Bonds amounting to P4.5 billion which bear a coupon interest rate of 7.0543% in the Philippine Dealing and Exchange Corp (Note 10). In 2022, the Company received PRS AA+ rating with stable outlook from PhilRatings for both the Company and its proposed bond issuance. The rating, which is considered as an investment grade, allowed the Company to increase its leverage limit from the minimum 35% of the deposited property to a maximum of 70% as prescribed in the REIT IRR. PRS AA+ rating is continuously monitored as long as the rated bond issuance is outstanding.

(b) Approval and authorization for the issuance of financial statements

These financial statements have been approved and authorized for issuance by the Company's BOD on March 25, 2025.

2 Segment reporting

The Company's operating businesses are organized and managed according to the nature of the products and services that are being marketed. Each segment represents a strategic business unit that offers different products and serves different markets. The Company has operations only in the Philippines.

The Company derives revenues from two (2) main segments as follows:

(a) Sale of solar energy

This business segment pertains to the generation of electricity from solar power energy through its Clark Solar Power Project. National Transmission Corporation (TransCo) is the Company's sole customer for its sale of solar energy. As a result of assignment of SESC of the Clark Solar Plant to its Parent Company, the sale of solar energy business was terminated with the approval of the DOE on December 24, 2021 effective December 25, 2021 (Note 15). The assignment entailed the transfer of rights as a service contractor with the Philippine government but did not convey ownership over the assets. This was a change in the revenue model using the same solar plant and equipment. The Company still generates cash flows from these assets in the form of lease income instead of sale of solar energy before the assignment. Notwithstanding the change in revenue model, the cash-generating unit remains intact and owned by the Company.

(b) Leasing

This business segment pertains to the rental operations of the Company with related parties (Note 15).

All amounts reported in the financial statements of the Company as at and for the years ended December 31, 2024 and 2023 are attributable to this segment except for trade receivables from TransCo amounting to P62.78 million (2023 - P80.23 million) and interest income arising from amortization of discount on trade receivables amounting to P3.60 million (2023 - P4.42 million; 2022 - P2.69 million) (Note 4), which are attributable to sale of solar energy segment.

The results of operations of the reportable segments of the Company for each of the three years in the period ended December 31, 2024 are as follows:

	December 31, 2024		
	Leasing	Sale of solar energy	Total
Revenue	1,887,665,265	-	1,887,665,265
Cost of services	(104,305,887)	-	(104,305,887)
Gross profit	1,783,359,378	-	1,783,359,378
Operating expense	(11,462,939)	-	(11,462,939)
Finance costs	(346,162,465)	-	(346,162,465)
Other income, net	41,728	3,596,053	3,637,781
Income before income tax	1,425,775,702	3,596,053	1,429,371,755
Income tax expense	-	-	-
Net income for the year	1,425,775,702	3,596,053	1,429,371,755

	December 31, 2023		
	Leasing	Sale of solar energy	Total
Revenue	1,798,186,978	-	1,798,186,978
Cost of services	(103,045,990)	-	(103,045,990)
Gross profit	1,695,140,988	-	1,695,140,988
Operating expense	(6,841,842)	-	(6,841,842)
Finance costs	(309,448,027)	-	(309,448,027)
Other income, net	14,828,979	4,416,278	19,245,257
Income before income tax	1,393,680,098	4,416,278	1,398,096,376
Income tax expense	-	-	-
Net income for the year	1,393,680,098	4,416,278	1,398,096,376

	December 31, 2022		
	Leasing	Sale of solar energy	Total
Revenue	1,374,529,631	-	1,374,529,631
Cost of services	(91,269,041)	-	(91,269,041)
Gross profit	1,283,260,590	-	1,283,260,590
Operating expense	(8,440,959)	-	(8,440,959)
Finance costs	(17,584,040)	-	(17,584,040)
Other income, net	690,020	2,687,729	3,377,749
Income before income tax	1,257,925,611	2,687,729	1,260,613,340
Income tax expense	-	(8,200,316)	(8,200,316)
Net income for the year	1,257,925,611	(5,512,587)	1,252,413,024

The segment assets and liabilities of the reportable segments of the Company as at December 31 are as follows:

	2024			2023		
	Leasing	Sale of solar energy	Total	Leasing	Sale of solar energy	Total
Segment assets						
Current	873,925,220	32,511,747	906,436,967	865,429,026	17,451,217	882,880,243
Non-current	8,954,610,256	30,268,953	8,984,879,209	8,777,306,298	62,780,701	8,840,086,999
	9,828,535,476	62,780,700	9,891,316,176	9,642,735,324	80,231,918	9,722,967,242
Segment liabilities						
Current	431,897,908	-	431,897,908	425,633,542	-	425,633,542
Non-current	4,876,438,366	-	4,876,438,366	4,828,089,299	-	4,828,089,299
	5,308,336,274	-	5,308,336,274	5,253,722,841	-	5,253,722,841

All revenues of the Company are from domestic entities incorporated in the Philippines, hence, the Company did not present geographical information required by Philippine Financial Reporting Standards (PFRS) 8, "Operating Segments".

3 Cash

Cash as at December 31 consist of:

	2024	2023
Cash on hand	50,000	115,000
Cash in banks	597,532,293	616,746,821
	597,582,293	616,861,821

Cash in banks earn interest at the prevailing bank deposit rates.

Total interest income earned from cash in banks and short-term placements for the years ended December 31 is as follows:

	Note	2024	2023	2022
Interest income	17	166,360	14,818,019	383,246

4 Trade and other receivables, net

Trade and other receivables, net as at December 31 consist of:

	Notes	2024	2023
Current			
Trade receivables from TransCo		32,511,747	17,451,217
Lease receivables	11	49,584,830	45,258,258
Receivable arising from VAT refunds	5	125,769,210	-
Other receivable		1,944,096	3,739,124
Allowance for doubtful account of other receivable		(1,944,096)	(1,944,096)
		-	1,795,028
		207,865,787	64,504,503
Non-current			
Trade			
Receivables from TransCo		30,268,953	62,780,701
Lease receivables	11	489,065,502	307,196,171
		519,334,455	369,976,872

Trade receivables are generally collectible within a 60-day period. In accordance with the Renewable Energy Payment Agreement (REPA), in the event that TransCo fails to pay any amount stated in the feed-in tariff (FIT) statement of account upon the lapse of one billing period from the relevant payment date, TransCo shall pay to the Company such unpaid amount plus interest thereon, calculated from the relevant payment date to the day such amount is actually paid. Interest rate is the rate prevailing for a 91-day treasury bill plus 3%. There are no interest income arising from late payments of TransCo for the years ended December 31, 2024, 2023 and 2022.

Details of trade receivables from TransCo as at reporting periods are as follows:

	Current	Non-current	Total
December 31, 2024			
Trade receivables	34,504,111	30,899,821	65,403,932
Discount on receivables	(1,992,364)	(630,868)	(2,623,232)
	32,511,747	30,268,953	62,780,700
December 31, 2023			
Trade receivables	20,465,885	65,403,932	85,869,817
Discount on receivables	(3,014,668)	(2,623,231)	(5,637,899)
	17,451,217	62,780,701	80,231,918

In 2020, the ERC issued Resolution No. 06, Series of 2020, which was further clarified in February 2021, to confirm that the actual recovery of the arrears FIT rate adjustment shall be for a period of 5 years whereas those from January 2016 generation shall start billing in December 2020 and payment schedule starts in January 2021. As a result, additional revenue was recognized during December 2021 amounting to P83.53 million to be recovered within the next 5 years after December 31, 2021 (Note 14).

Discount on trade receivables from TransCo arising from this amounted to P2.62 million as at December 31, 2024 (December 31, 2023 - P5.64 million). Interest income arising from amortization of discount on trade receivables from TransCo for the year ended December 31, 2024 amounted to P3.60 million (2023 - P4.42 million; 2022 - P2.68 million) (Note 17).

Lease receivables pertain to accrued rent resulting from the straight-line method of recognizing rental income.

Other receivable mainly pertains to a refund for overpaid insurance. During 2020, the Company provided an allowance for doubtful accounts for this receivable amounting to P1.94 million due to the changes in its credit quality. The provision was recognized as part of operating expenses in the statements of total comprehensive income.

The Company does not hold any collateral as security. Management believes that an allowance for doubtful accounts as at December 31, 2024 and 2023, except for other receivable which has been fully provided for, is not necessary since these account balances are deemed fully collectible. Trade receivables are all current in nature except from non-current portion of receivable from TransCo related to FIT-rate adjustments. All previous billings of the Company were collected in full.

None of the trade and other receivables that are fully performing have been renegotiated.

5 Prepayments and other current assets

Prepayments and other current assets as at December 31 consist of:

	2024	2023
Input value-added tax (VAT)	57,739,794	175,627,184
Prepaid taxes	43,249,093	25,886,735
	100,988,887	201,513,919

Input VAT represents VAT on purchases of goods and services which can be recovered either as tax credit against future output VAT or through refund.

Prepaid taxes include creditable withholding tax, overpayment of withholding taxes and income taxes.

During 2024, the Company claimed for an input VAT amounting to P125,769,210 related to the taxable year 2023. The related receivable from the BIR was recognized as part of trade and other receivables, net which is expected to be refunded within one (1) year from the BIR (Note 3). There are no VAT refunds for the year ended December 31, 2023.

6 Property, plant and equipment, net

Details and movements of property, plant and equipment, net as at and for the years ended December 31 are as follows:

	Solar plant and equipment	Substation and transmission lines	Computer equipment	Service vehicle	Total
Cost					
January 1, 2023,					
December 31,					
2023 and 2024	1,664,296,964	44,477,618	40,000	135,500	1,708,950,082
Accumulated depreciation					
January 1, 2023	418,715,895	18,041,731	40,000	97,108	436,894,734
Depreciation	55,894,292	3,204,430	-	27,100	59,125,822
December 31, 2023	474,610,187	21,246,161	40,000	124,208	496,020,556
Depreciation	55,895,767	3,204,431	-	11,292	59,111,490
December 31, 2024	530,505,954	24,450,592	40,000	135,500	555,132,046
Net book values					
December 31, 2024	1,133,791,010	20,027,026	-	-	1,153,818,036
December 31, 2023	1,189,686,777	23,231,457	-	11,292	1,212,929,526

The Clark Solar Power Project was funded through a Term Loan Facility Agreement with Development Bank of the Philippines (DBP). The solar plant and equipment include capitalized borrowing costs amounting to P13.69 million. The Company's solar plant and equipment is pledged as collateral under the chattel mortgage agreement entered into in relation to this agreement. On May 4, 2021, the Parent Company assumed the Company's outstanding loan with DBP. As a result, the chattel mortgage agreement was rescinded by DBP on November 3, 2021.

There were no additions for the years ended December 31, 2024 and 2023.

Depreciation expenses for the years ended December 31 are recognized as follows:

	Notes	2024	2023	2022
Cost of services	15	59,100,198	59,098,722	59,099,431
Operating expenses	16	11,292	27,100	30,433
		59,111,490	59,125,822	59,129,864

Following the approval of the DOE on the assignment of SESC No. 2014-07-086 of the Clark Solar Plant to its Parent Company effective December 25, 2021, the Company leased out the Clark Solar Plant to its Parent Company in exchange of fixed and variable lease rental (Note 11). The Parent Company became the Clark Solar Plant operator.

Based on the results of management assessment, the Company believes that there were no indicators of impairment as at December 31, 2024 and 2023.

7 Other non-current assets

Other non-current assets as at December 31 consist of:

	Note	2024	2023
Security deposits	19	5,279,310	5,279,310
Cash bond		36,170,854	36,170,854
		41,450,164	41,450,164

Cash bonds pertain to deposits to Department of Agrarian Reform (DAR) for the land conversion from agricultural to industrial use which are refundable after 12 to 24 months.

8 Investment properties, net

Details and movements of investment properties as at December 31 are as follows:

	Freehold land assets	Leasehold land assets	Total
Cost			
January 1, 2023	2,742,464,112	193,407,106	2,935,871,218
Additions	4,267,241,500	-	4,267,241,500
December 31, 2023	7,009,705,612	193,407,106	7,203,112,718
Additions	66,782,403	-	66,782,403
December 31, 2024	7,076,488,015	193,407,106	7,269,895,121
Accumulated amortization			
January 1, 2023	-	10,573,974	10,573,974
Amortization	-	10,100,808	10,100,808
December 31, 2023	-	20,674,782	20,674,782
Amortization	-	10,100,808	10,100,808
December 31, 2024	-	30,775,590	30,775,590
Net book values			
December 31, 2024	7,076,488,015	162,631,516	7,239,119,531
December 31, 2023	7,009,705,612	172,732,324	7,182,437,936

The amounts recognized in the statements of total comprehensive income for the years ended December 31 related to the investment properties are as follows:

	Notes	Freehold land assets	Leasehold land assets	Total
2024				
Rental income		860,730,081	736,902,777	1,597,632,858
Amortization of deferred rent income		3,624,240	2,583,646	6,207,886
Total revenue	14	864,354,321	739,486,423	1,603,840,744
Cost of services	15			
Depreciation			(10,100,808)	(10,100,808)
Property management fee		(10,280,403)	(10,403,728)	(20,684,131)
Fund management fee		(3,426,802)	(3,467,909)	(6,894,711)
Finance costs	17	(327,747,583)	(13,657,770)	(341,405,353)
Profit arising from investment properties		522,899,533	701,856,208	1,224,755,741
2023				
Rental income		789,806,177	719,860,717	1,509,666,894
Amortization of deferred rent income		2,441,220	2,583,646	5,024,866
Total revenue	14	792,247,397	722,444,363	1,514,691,760
Cost of services	15			
Depreciation		-	(10,100,808)	(10,100,808)
Property management fee		(9,412,952)	(10,394,836)	(19,807,788)
Fund management fee		(3,137,651)	(3,464,945)	(6,602,596)
Finance costs	17	(289,292,003)	(12,277,764)	(301,569,767)
Profit arising from investment properties		490,404,791	686,206,010	1,176,610,801

(a) *Freehold land asset*

On May 25, 2021, the Company and Parent Company, executed a deed of assignment whereas the latter hereby assigns, transfers, and conveys a parcel of land located in Brgy. Armenia, Tarlac City, Tarlac to the former, absolutely, and free from all liens and/or encumbrances, valued at P4.87 million in consideration for the issuance of Company's shares upon approval of the SEC of the Company's application for the increase in authorized share capital. On the same date, the Company and CST1 executed a deed of assignment whereas the latter hereby assigns, transfers, and conveys several parcels of land located in Brgy. Armenia, Tarlac City, Tarlac to the former, absolutely, and free from all liens and/or encumbrances valued at P229.68 million in consideration for the issuance of Company's shares upon approval of the SEC of the Company's application for the increase in authorized share capital (Note 14). These parcels of land are recognized with reference to its fair value. The approval of the increase in the authorized share capital was obtained from the SEC on October 12, 2021. The actual transfer and registration of the parcels of land to the Company's name were finalized on October 27, 2021.

In 2022, the Company executed a deed of absolute sale with Citicore Solar Bulacan, Inc. (CSBI) and Citicore Solar South Cotabato, Inc. (CSSCI), entities under common control, for the purchase of several parcels of land located in San Ildefonso, Bulacan and Brgy. Centrala, Suralla, South Cotabato for a total consideration of P1.75 billion and P753.80 million, respectively (Note 11).

The proceeds from the P4.5 billion bonds which the Company raised in February 2023 (Note 10) were used to acquire parcels of land from multiple land-owners spread across the three barangays in Tuy, Batangas, namely: Brgy. Lumbangan, Brgy. Luntal, and Brgy. Bolbok. Additional acquisitions were also made in Arayat, Pampanga, Mexico, Pampanga and Pangasinan. These parcels of land are ideal for utility scale solar power plants due to proximity to the National Grid Corporation of the Philippines (NGCP) substation and proven solar irradiance resources. The cost of acquisition, taxes and other land related expenses were capitalized as part of investment properties. These parcels of land were subsequently leased out to its related parties (Note 11).

The aggregate fair value of these parcels of land as determined by an independent appraiser as at December 31, 2024 amounted to P10.23 billion (2023 - P10.15 billion). The fair value of the parcels of land was estimated by the independent appraiser using the discounted cash flow analysis grounded on the principle that the value of an economic entity is the present worth of the economic benefits it will generate in the future (i.e., economic benefits come in the form of lease of the solar power plant). This approach requires a forecast of the economic entity's stream of net income based on lease contract. These net income or rents are then summed up and discounted back to present value by an appropriate discount rate, then add the terminal value of the property. The valuation process consists of estimation of the current market value of the leased property and present value of the unexpired contract rentals. The discounted cash flow analysis falls under the income approach which is a method in which the appraiser derives an indication of value for income-producing property by converting anticipated future benefits into current property value. This approach falls under Level 3 of the fair value hierarchy. As required by the REIT Implementing Rules and Regulations (REIT IRR), a full valuation of the Company's assets shall be conducted by an independent property valuer at least once a year. Management assessed that there are no significant changes in the business environment from the date of last valuation up to reporting date which would impact the fair value of the properties.

The fair value is sensitive to the following unobservable inputs: (1) lease income growth rates (fixed and variable lease) which were based on the signed lease contracts and (2) discount rate using the weighted average cost of capital based on the average capital structure of the companies in the solar energy sector as of the valuation date.

The current use of the parcels of land is its highest and best use.

(b) Leasehold land assets

The Company, as a lessee, entered on the following lease agreements:

- On July 26, 2021, the Company entered into a contract of sublease and contract of lease with the owners of parcels of land with a total aggregate area of approximately 4.8 hectares and 5.6 hectares, respectively, which are located in Brgy. Dalayap, Tarlac City, Tarlac. Each of these land properties are covered by an existing lease contract with an original term from November 1, 2015 to October 31, 2040 with Citicore Solar Tarlac 2, Inc. (CST2), an entity under common control. The Company subleased the land back to CST2 effective November 1, 2021 (Note 11). These lease agreements are effective for 19 years commencing on November 1, 2021 until October 31, 2040 which may be extended at the option of the Company for another 25 years upon the acceptance by and consent of the lessor.
- On July 26, 2021, the Company entered into a deed of assignment with Citicore Solar Cebu, Inc. (CSCI) (assignor), an entity under common control, and a third-party lessor, to transfer, assign, and convey unto the Company (assignee) all of the assignor's rights and obligations under the contract of lease dated November 12, 2015 for the lease of parcel of land with total aggregated area of approximately 73 hectares located in Brgy. Talavera, Toledo City, Cebu. The third-party lessor consented to the assignment of the contract of lease in favor of the Company and the sublease of the leased area by the Company in favor of the assignor. CSCI operates a 60 MW installed capacity solar power plant in the leased area that was successfully commissioned on June 30, 2016. The Company shall pay an advance rental every two years, subject to escalation rate of 12% every five years, for a period of 25 years, reckoned from the effective date stipulated in the Renewable Energy Payment Agreement but not later than May 31, 2016, subject to renewal. The agreement took effect on January 1, 2022. On July 26, 2021, the Company entered into sublease agreement with CSCI (sublessee) related to the identified leased area effective January 1, 2022 (Note 11).

- On July 28, 2021, the Company entered into a lease agreement with an owner of several parcels of land located in Brgy. Rizal, Silay City, Negros Occidental. These land properties are covered by an existing lease contract that commenced on June 1, 2016 with Citicore Solar Negros Occidental, Inc. (CSNO), an entity under common control. The new lease agreement commenced on January 1, 2022 until October 31, 2040 which may be extended for additional five (5) years unless the parties agreed to terminate the lease agreement at the end of the initial term. The lease payment is subject to annual escalation rate of 2% beginning in the third year of the lease. CSNO operates a 25 MW installed capacity solar power plant in the leased area that was successfully commissioned on March 8, 2016. On July 28, 2021, the Company entered into sublease agreement with CSNO (sublessee) to sublease the identified leased area effective January 1, 2022 (Note 11).

The aggregate fair value of these parcels of land classified as leasehold land assets as determined by an independent appraiser as at December 31, 2024 amounted to P6.68 billion (2023 - P6.88 billion). The same valuation technique was used in measuring the fair value as that of the freehold land assets.

Right-of-use assets arising from these leasing arrangements are presented under leasehold land assets. Land is the underlying asset to which the right-of-use assets would be grouped if these were owned by the Company.

9 Trade payables and other liabilities

Trade payables and other liabilities as at December 31 consist of:

	Notes	2024	2023
Trade payables		936,302	480,488
Due to government agencies		64,685,674	56,837,111
Interest payable	10	43,993,528	43,993,528
Deferred rent income, current portion	11	6,126,255	6,126,256
		115,741,759	107,437,383

Trade payables to third parties are normally due within a 30-day period.

On May 6, 2021, the Company settled a portion of its due to government agencies with a local government unit amounting to P51.86 million by paying P22.17 million through compromise settlement. The difference of the obligation settled and the actual payment, including professional fees, amounting to P25.2 million was recognized as part of other income, net in the statements of total comprehensive income. The remaining balance of due to government agencies pertains to unpaid real property taxes and business taxes to a local government unit, withholding taxes and mandatory government contributions. Withholding taxes include final withholding tax amounting to P7.84 million for cash dividends declared on November 12, 2024 and paid on January 13, 2025 (2023 - P8.39 million final withholding tax for cash dividends declared on November 9, 2023 and paid on January 22, 2024) (Note 13).

10 Bonds payable

From January 30, 2023 to February 3, 2023, the Company offered P4.5 billion ASEAN Green Bonds to the public at face value and subsequently issued and listed these ASEAN Green Bonds in the Philippine Dealing & Exchange Corp. (PDEX) on February 10, 2023. The ASEAN Green Bonds are denominated in Philippine Peso, maturing in 5 years from the issue date and bear a fixed interest rate of 7.0543% per annum. Interest is payable quarterly in arrears on May 10, August 10, November 10, and February 10 of each year. Prior to the maturity date, the Company has the right, but not the obligation, to redeem (in whole but not in part) the outstanding ASEAN Green Bonds on early redemption option dates as follows:

Early redemption option dates	Early redemption option price
On the 3rd anniversary of the issue date and every interest payment date preceding the 4th anniversary of the issue date	101%
On the 4th anniversary of the issue date and every interest payment date thereafter	100.5%

The ASEAN Green Bonds shall have the benefit of a negative pledge on all present and future assets and revenues of CREIT, subject to certain permitted liens. The Company shall remain, for as long as any of the ASEAN Green Bonds remain outstanding, compliant with the aggregate leverage limit imposed by the REIT Law. Under the REIT Law, the total borrowings and deferred payments of a REIT should not exceed thirty-five percent (35%) of its deposited property, provided, however, that the total borrowings and deferred payments of a REIT that has a publicly disclosed investment grade credit rating by a duly accredited or internationally recognized rating agency may exceed thirty-five percent (35%) but not more than seventy percent (70%) of its deposited property and provided further that in no case shall its fund manager borrow for the REIT from any of the funds under its management. The ASEAN Green Bonds are rated Aa+ with stable outlook by PhilRatings. The rating is subject to regular annual reviews, or more frequently as market developments may dictate, while the ASEAN Green Bonds are outstanding. As at December 31, 2024 and 2023, the Company is compliant with this covenant.

The Company incurred total bond issuance cost for the year ended December 31, 2023 amounting to P47.34 million which includes P6.33 million incurred during 2022 (Note 5).

The amortized cost of the ASEAN Green Bonds as at December 31, 2024 follows:

	2024	2023
Principal	4,500,000,000	4,500,000,000
Bond issuance cost		
January 1	(40,123,213)	(47,339,062)
Amortization	8,690,411	7,215,849
December 31	(31,432,802)	(40,123,213)
	4,468,567,198	4,459,876,787

Total finance costs recognized in the statements of total comprehensive income for the year ended December 31, 2024 amounted to P326.13 million (2023 - P289.29 million). Finance costs include amortization of bond issuance cost amounting to P8.69 million (2023 - P7.22 million). Movements in interest payable for the years ended December 31 follow:

	Note	2024	2023
Beginning		43,993,528	-
Interest expense		326,133,917	289,292,003
Amortization of bond issuance cost		(8,690,411)	(7,215,849)
Interest payments		(317,443,506)	(238,082,626)
	9	43,993,528	43,993,528

On February 10, 2023, the Parent Company subscribed to P500.00 million of the Company's ASEAN Green Bonds with coupon rate of 7.0543% at face value.

11 Related party transactions

In the normal course of business, the Company transacts with companies which are considered related parties under Philippine Accounting Standards (PAS) 24, *“Related Party Disclosures”*.

The transactions and outstanding balances of the Company as at December 31, 2024 and 2023 and for each of the three years in the period ended December 31, 2024 with related parties are as follows:

	Transactions			Outstanding balance Receivables (Payables)		Terms and conditions
	2024	2023	2022	2024	2023	
Parent Company						
Lease income	290,494,271	285,769,013	282,393,829	48,805,632	34,770,872	Refer to (c) and Notes 4 and 14.
Advances to (from)	-	53,223,717	71,442,959	-	-	Refer to (a).
Security deposits						
Additions	-	-	(22,180,645)	(22,180,645)	(22,180,645)	Refer to (c).
Accretion of interest expense	842,017	842,017	406,868	8,382,844	9,224,860	
	842,017	842,017	(21,773,777)	(13,797,801)	(12,955,785)	
Deferred rent income						
Additions	-	-	(10,473,745)	(10,473,745)	(10,473,745)	Refer to (c).
Amortization	1,101,388	1,101,390	550,694	2,753,469	1,652,084	
	1,101,388	1,101,390	(9,923,051)	(7,720,276)	(8,821,661)	
Entities under common control						
Lease income	1,589,861,720	1,506,291,710	1,089,072,676	489,518,688	317,683,557	Refer to (c) and Notes 4 and 14.
Acquisition of properties	-	-	2,507,918,610	-	-	Refer to Note 8.
Property management fee	24,727,052	23,784,441	14,942,644	-	-	Refer to (d).
Fund management fee	8,242,351	7,928,148	4,980,881	-	-	Refer to (e).
Security deposits						
Additions	51,098,952	-	128,247,815	(179,346,767)	(128,247,815)	Refer to (c).
Accretion of interest expense	3,588,876	3,068,975	1,484,160	116,264,511	79,876,332	
				(63,082,256)	(48,371,483)	
Deferred rent income						
Additions	39,977,056	-	84,429,467	(124,406,523)	(84,429,467)	Refer to (c).
Amortization	6,207,886	5,024,866	2,512,432	13,745,186	7,537,298	
				(110,661,337)	(76,892,169)	

(a) Advances

Advances to (from) related parties are made to finance working capital requirements or to assume receivables and payables to (from) related parties and/or third parties. Advances to (from) related parties are unsecured, with no guarantee, non-interest bearing, collectible (payable) in cash both on demand and after more than 12 months and are expected to be collected (settled) in cash or offset with outstanding liability (receivable).

There was no offsetting as at and for the years ended December 31, 2024 and 2023.

These are non-interest bearing and not covered by guarantees or collaterals.

(b) Key management compensation

Except for the directors' fees that the Company pays to each of the independent directors, there are no other arrangements for the payment of compensation or remuneration to the directors of the Company in their capacity as such. Directors' fees during the year ended December 31, 2024 amounted to P1.16 million (2023 - P1.00 million and 2022 - P1.98 million) (Note 16).

The Company's management functions are being handled by the Parent Company and another related party at no cost. No other short-term or long-term compensation was paid to key management personnel for each of the three years in the period ended December 31, 2024.

(c) Lease agreements

During 2021, the Company entered into various lease contracts, as a lessor, with related parties as follows:

- Sublease agreement of below land properties to related parties:

- Land property located in Brgy. Dalayap, Tarlac City, Tarlac with CST2

The agreement is effective for 19 years commencing on November 1, 2021 with the Company's right to reevaluate the lease payments at the end of the 10th year to consider changes in circumstances either economic conditions or actual performance of the sublessee vis-a-vis the three-year historical plant generation and market prices. The Company recognized lease income related to this property for the year ended December 31, 2024 amounting to P56.60 million (2023 - P58.01 million; 2022 - P61.76 million) (Note 14).

- Land property located in Brgy. Rizal, Silay City, Negros Occidental with CSNO

The agreement is effective for 19 years commencing on January 1, 2022 with the Company's right to reevaluate the lease payments at the end of the 10th year to consider changes in circumstances either economic conditions or actual performance of the sublessee vis-a-vis the three-year historical plant generation and market prices. The Company recognized lease income related to this property for the year ended December 31, 2024 amounting to P279.55 million (2023 - P294.63 million; 2022 - P279.05 million) (Note 14).

- Land property located in Brgy. Talavera, Toledo City, Cebu with CSCI

The agreement is effective for 19 years commencing on January 1, 2022 with the Company's right to reevaluate the lease payments at the end of the 10th year to consider changes in circumstances either economic conditions or actual performance of the sublessee vis-a-vis the three-year historical plant generation and market prices. The Company recognized lease income related to this property for the year ended December 31, 2024 amounting to P403.49 million (2023 - P369.80 million; 2022 - P369.10 million) (Note 14).

- Lease agreement of below land properties to related parties:

- Land property located in Brgy. Armenia, Tarlac City, Tarlac with CST1

The agreement is effective for 25 years commencing on November 1, 2021 until October 31, 2046 with the Company's right to reevaluate the lease payments at the end of the 10th year to consider changes in circumstances either economic conditions or actual performance of the lessee vis-a-vis the three-year historical plant generation and market prices. The Company recognized lease income related to this property for the year ended December 31, 2024 amounting to P66.96 million (2023 - P68.01 million; 2022 - P72.38 million) (Note 14).

- Land property located in San Ildefonso, Bulacan with CSBI

In 2021, the Company entered into a memorandum of agreement with CSBI for the future sale of land properties owned by CSBI to the Company. In 2022, the Company executed a deed of absolute sale for the purchase of several parcels of land located in San Ildefonso, Bulacan from CSBI for a total consideration of P1.75 billion (Note 8). The purchase price was fully paid as at December 31, 2022. The land properties were recognized as part of investment properties as at December 31, 2022. Subsequently, the Company and CSBI entered into a lease agreement for the same land properties.

The lease agreement is effective for 25 years commencing on January 1, 2022 until December 31, 2046 with the Company's right to reevaluate the lease payments at the end of the 10th year to consider changes in circumstances either economic conditions or actual performance of the lessee vis-a-vis the three-year historical plant generation and market prices. The Company recognized lease income related to these land properties for the year ended December 31, 2024 amounting to P203.94 million (2023 - P203.94 million; 2022 - P215.46 million) (Note 14).

- Land property located in Brgy. Centrala, Suralla, South Cotabato with CSSCI

In 2021, the Company entered into a memorandum of agreement with CSSCI for the future sale of land properties located in Brgy. Centrala, Suralla, South Cotabato to the Company. In 2022, the Company entered into a contract to sell with CSSCI related to the acquisition of said property, on which CSSCI committed that from the signing of the contract until the signing of deed of absolute sale, CSSCI shall not make any offer, or entertain or discuss any offer, for the sale, mortgage, lease of said property with any person other than the Company. This has resulted in addition to the Company's investment properties. On June 6, 2022, the Company executed a deed of absolute sale for the purchase of said properties for a total consideration of P753.80 million. The purchase price was fully paid as at December 31, 2022. Subsequently, the Company and CSSCI entered into a lease agreement for the same property.

The lease agreement is effective for 25 years commencing on January 1, 2022 until December 31, 2046 with the Company's right to reevaluate the lease payments at the end of the 10th year to consider changes in circumstances either economic conditions or actual performance of the lessee vis-a-vis the three-year historical plant generation and market prices. The Company recognized lease income related to these properties for the year ended December 31, 2024 amounting to P89.70 million (2023 - P89.70 million; P93.84 million) (Note 14).

- Land properties located in Brgy. Lumbangan and Brgy. Luntal, Tuy, Batangas with Citicore Solar Batangas 1, Inc. (CS Batangas 1) (formerly Greencore Power Solutions 4, Inc.)

In 2023, the Company entered into a contract of lease with CS Batangas 1 for the lease of land properties located in Brgy. Luntal and Brgy. Lumbangan, Municipality of Tuy, Batangas, respectively. The lease agreement is effective for 25 years commencing on January 1, 2023 to December 31, 2047. The lease payment is subject to an annual escalation rate of 2.5%. The Company recognized lease income related to Brgy. Luntal properties for the year ended December 31, 2024 amounting to P84.05 million (2023 - P83.79 million). The Company recognized lease income related to Brgy. Lumbangan properties for the year ended December 31, 2024 amounting to P105.03 million (2023 - P94.25 million) (Note 14).

- Land property located in Bolbok Phase 1 and Phase 2, Tuy, Batangas with Citicore Solar Batangas 2, Inc. (CS Batangas 2) (formerly Greencore Power Solutions 2, Inc.)

The Company entered into a contract of lease with CS Batangas 2 for the lease of land properties (Bolbok Phase 1 and Phase 2) located in Brgy. Bolbok, Municipality of Tuy, Batangas. The lease agreement is effective for 25 years commencing on February 1, 2023 to January 31, 2048 with an extendible period of additional 50 years at the option of the lessor. The lease payment is subject to an annual escalation rate of 2.5%. The Company recognized lease income related to Bolbok Phase 1 properties for the period ended December 31, 2024 amounting to P75.18 million (2023 - P68.73 million) The Company recognized lease income related to Bolbok Phase 2 properties for the period ended December 31, 2024 amounting to P92.34 million (2023 - P84.43 million) (Note 14).

- Land property located in Arayat Phase 3, Arayat, Pampanga with CS Pampanga 1, Inc., (CS Pampanga 1)

In 2023, the Company entered into a contract of lease with CS Pampanga 1 for the lease of land properties located in Municipality of Arayat, Pampanga. The lease agreement is effective for 25 years commencing on February 1, 2023 to January 31, 2048 with an extendible period of additional 50 years at the option of the lessor. The lease payment is subject to an annual escalation rate of 2.5%. The Company recognized lease income related to these properties for the period ended December 31, 2024 amounting to P63.66 million (2023 - P58.28 million) (Note 14).

- Land property located in San Manuel, Pangasinan with CS Pangasinan 2, Inc. (CS Pangasinan 2)

In 2023, the Company entered into a contract of lease with CS Pangasinan 2 for the lease of land properties located in San Manuel, Pangasinan. The lease agreement is effective for 25 years commencing on July 1, 2023 until June 30, 2048 with an extendible period of additional 50 years at the option of the lessor. The lease payment is subject to an annual escalation rate of 2.5%. The Company recognized lease income related to these properties for the period ended December 31, 2024 amounting to P75.57 million (2023 - P37.74 million) (Note 14).

- Land property located in Mexico, Pampanga with Parent Company

In 2023, the Company entered into a contract of lease with its Parent Company for the lease of land properties located in Mexico, Pampanga. The lease agreement is effective for 25 years commencing on August 1, 2023 until July 31, 2043 with an extendible period of additional 50 years at the option of the lessor. The lease payment is subject to an annual escalation rate of 2.5%. The Company recognized lease income related to these properties for the period ended December 31, 2024 amounting to P8.10 million (2023 - P3.38 million) (Note 14).

- Assignment of SESC of the Clark Solar Plant and the subsequent lease of the plant to the Parent Company

On October 13, 2021, the Company assigned SESC No. 2014-07-086 of the Clark Solar Plant to its Parent Company, thereby establishing the Parent Company as the operator of such plant. On the same date, the Company, as a lessor, and its Parent Company, as lessee, executed a lease contract for latter's use of the Clark Solar Plant in line with the assignment of SESC. The assignment was approved by the DOE on December 25, 2021 (Note 2). The lease agreement is effective for almost 18 years commencing on November 1, 2021 and ending on September 3, 2039 with the Company's right to re-evaluate the lease payments at the end of the 10th year to consider changes in circumstances either economic conditions or actual performance of the Parent Company vis-a-vis the three-year historical plant generation and market prices. No rental income was recognized from this lease agreement during 2021 considering that the DOE only approved the assignment on December 24, 2021 effective December 25, 2021. Hence, commencement date of the contract was moved to January 1, 2022. The Company recognized lease income related to this property for the year ended December 31, 2024 amounting to P283.50 million (2023 - P283.50 million; 2022 - P282.94 million) (Note 14).

In addition to the clauses discussed above, subject also to the Company's right over the leasehold properties, the Company and related party-lessees can continue and may further extend the lease period in a way that is beneficial to both parties. The lease payment for the lease agreements above is equivalent to the sum of fixed and variable lease rates.

The recognized lease receivables from related parties as at December 31, 2024 and 2023 pertain to accrued rent resulting from the straight-line method of recognizing rental income.

During 2024, the Company received security deposits from its lessees amounting to P51.10 million, which is equivalent to one-month to two-month lease payments for freehold land properties.

During 2023, the Company received security deposits from its lessees amounting to P29.80 million, which is equivalent to one-month to two-month lease payments for freehold land properties. During 2022, the Company received security deposits from its lessees amounting to P150.43 million, which is equivalent to three-month lease payments for freehold land properties and one-month lease payment for solar property and leasehold land properties. The security deposits shall remain valid until expiration of the lease agreements and shall serve as guarantee for the lessees' faithful compliance with the terms, conditions, and obligations of lease agreements. The security deposits shall be adjusted annually and the lessees shall provide the necessary amount to keep the security deposits equivalent to the number of months' rent. Upon termination of the lease agreements, the security deposits will be refunded without interest by the Company less payment of all remaining monetary obligations of the lessees to the Company. The security deposits, or the balance thereof, whichever is applicable shall be refunded to the lessees within 60 days from the return of the leased properties to the Company. In case of failure by the lessee to pay any monetary obligation under the lease agreements when the same becomes due, the lessor shall have the option to apply the security deposits to said monetary obligations and the lessee shall be notified of such application. The lessee shall restore the security deposits to its original amount before the succeeding due date for the payment of the lease payment. Should the lessor exercise this right to application, the lessee shall be considered in default unless and until it complies with the said restoration of the original amount of the security deposit within the specified period and the interest and penalty for default provided under the lease agreements shall be applied on any shortfall on the security deposit. These security deposits were presented as non-current liabilities in the statements of financial position as at December 31, 2024. During 2023, the Company has applied security deposits on the contractual lease for certain lessees amounting to P29.80 million. There is no similar transaction for the year ended December 31, 2024.

Details of security deposits and deferred rent income as at December 31 are as follows:

	Notes	2024	2023
Security deposits			
Gross amount			
Beginning		150,428,460	150,428,460
Additions		51,098,952	29,799,544
Applications		-	(29,799,544)
		201,527,412	150,428,460
Allowance for amortization of security deposits			
Beginning		(89,101,192)	(93,012,184)
Additions		(39,977,056)	-
Accretion of interest expense	17	4,430,893	3,910,992
		(124,647,355)	(89,101,192)
		76,880,057	61,327,268
Deferred rent income			
Beginning		85,713,830	91,840,086
Additions		39,977,056	-
Amortization	14	(7,309,272)	(6,126,256)
		118,381,614	85,713,830
Current portion	9	(6,126,255)	(6,126,256)
Non-current portion		112,255,359	79,587,574

Accretion of interest expense for the year ended December 31, 2024 amounted to P4.4 million (2023 - P3.9 million; 2022 - P1.89 million) (Note 17).

Deferred rent income pertains to the difference between the nominal values of the deposits and their fair values. These are initially measured at fair value and subsequently amortized using the straight-line method. Amortization of deferred rent income for the year ended December 31, 2024 amounted to P7.31 million (2023 - P6.13 million; 2022 - P3.06 million) which was recognized as part of rental income in the statements of total comprehensive income (Note 14).

(d) Property management fee

On August 9, 2021, the Company entered into a property management agreement with Citicore Property Managers, Inc. (CPMI), an entity under common control. CPMI will receive a management fee based on certain percentage of the Company's guaranteed base lease. Payment in cash is due and payable 10 days from receipt of billing statement. Property management commenced in 2022 in line with the date of Company's listing to PSE. Property management fee amounted to P24.73 million for the year ended December 31, 2024 (2023 - P23.78 million; 2022 - P14.94 million) (Note 15).

(e) Fund management fee

On July 26, 2021, the Company entered into a fund management agreement with Citicore Fund Managers, Inc. (CFMI), an entity under common control. CFMI will receive a management fee equivalent to a certain percentage of the Company's guaranteed base lease, plus a certain percentage of the acquisition price for every acquisition made by it on behalf of the Company and plus a certain percentage of the sales price for every property divested by it on behalf of the Company. Payment in cash is due and payable 10 days from receipt of billing statement. Fund management agreement commenced in 2022 in line with the date of Company's listing to PSE. Fund management fee amounted to P8.24 million for the year ended December 31, 2024 (2023 - P7.93 million; 2022 - P4.98 million) (Note 15).

On July 26, 2021, the BOD approved the Company's material related party transaction policy to adhere with SEC Memorandum Circular No. 10, Series of 2019 which include: the identification of related parties, coverage of material related party transactions, adjusted thresholds, identification and prevention or management of potential or actual conflicts of interests arising out of or in connection with the material related party transactions, guidelines in ensuring arm's length terms, approval of material related party transactions, self-assessment and periodic review of policy, disclosure requirements, whistleblowing mechanisms, and remedies for abusive material related party transactions. The BOD, with the assistance of the Related Party Transaction Review and Compliance Committee ("RPTRCC"), shall oversee, review, and approve all related party transactions to ensure that these are conducted in the regular course of business and on an arm's length basis and not undertaken on more favorable economic terms to the related parties than with non-related or independent parties under similar circumstances. The RPTRCC shall be granted the sole authority to review related party transactions. Those falling within the materiality thresholds set by the Company's BOD shall require the approval of the Chief Executive Officer and/or President or the BOD, as the case may be.

12 Retirement benefits

The Company provides for the estimated retirement benefits based on the requirements of RA No. 7641, otherwise known as the "Retirement Pay Law". Under the Retirement Pay Law, the retirement benefit obligation is computed as one-half of monthly salary for every year of service, a fraction of six months being considered as one whole year. The term one-half of monthly salary shall mean 15 days plus the one-twelfth of the 13th month, and the cash equivalent of not more than five days service incentive leaves.

The retirement benefit obligation is determined using the "Projected Unit Credit" (PUC) method. Under the PUC method, the annual normal cost for the portion of the retirement is determined as the amount necessary to provide for the portion of the retirement benefit accruing during the year. The latest actuarial valuation was sought from an independent actuary last June 30, 2021. Management has assessed that there are no significant changes in the data and assumptions used in computing the present value of defined benefit obligation as at December 31, 2024 from the date of last actuarial valuation.

The retirement benefit obligation recognized in the statement of financial position as at December 31, 2024 and 2023 amounted to P0.31 million.

13 Share capital

The details and movements of the Company's share capital as at December 31 are as follows:

	2024		2023		2022	
	Number of shares	Amount	Number of shares	Amount	Number of shares	Amount
Authorized share capital						
Common shares - P0.25 par value	15,360,000,000	3,840,000,000	15,360,000,000	3,840,000,000	15,360,000,000	3,840,000,000
Issued and outstanding						
Common shares - P0.25 par value						
January 1	6,545,454,004	1,636,363,501	6,545,454,004	1,636,363,501	5,498,182,004	1,374,545,501
Issuances	-	-	-	-	1,047,272,000	261,818,000
December 31	6,545,454,004	1,636,363,501	6,545,454,004	1,636,363,501	6,545,454,004	1,636,363,501

(a) Share reclassifications and increase in authorized share capital

On March 12, 2021, the Company's BOD and shareholder approved that the redeemable preferred shares and other classes of common shares previously authorized and issued are and shall be convertible to one class common share and reduced the par value of all previously issued shares to P0.25 per share.

Consequently, the Company amended its AOI to reflect the change and converted all its previously issued shares to one class common share. The Company's authorized share capital and issued and outstanding shares amounted to P539,999,999 divided into 2,159,999,994 shares at P0.25 par value per share. The related certificate of filing of amended AOI was approved by the SEC on May 31, 2021.

On May 26, 2021, the Company's BOD and shareholder approved the increase in the authorized share capital of the Company from P539,999,999 (composed of 2,159,999,994 shares at P0.25 par value per share) to P3,840,000,000 (composed of 15,360,000,000 shares at P0.25 par value per share). The approval of the increase in the authorized share capital was obtained from the SEC on October 12, 2021 (Note 1).

(b) Share subscriptions

(i) Advances from Parent Company to share conversion subscription

On May 26, 2021, the Parent Company entered into a subscription agreement with the Company to subscribe 2,400,000,000 common shares to be taken from the increase in authorized share capital, upon approval by the SEC for a total consideration of P602,465,066. Total consideration in excess of par value of shares issued amounting to P2,465,066 was credited as additional paid in capital. The Parent Company assigned P602,465,066 of its advances to fully pay the subscription price. This is considered as a non-cash transaction.

(ii) Land properties for share subscription

On May 26, 2021, the Parent Company entered into a subscription agreement with the Company to subscribe 19,461,142 common shares to be taken from the increase in authorized share capital, upon approval by the SEC, for a total consideration of P4.87 million. The Parent Company assigned a parcel of land located in Brgy. Armenia, Tarlac in favor of the Company to fully pay the subscription price (Notes 8). This is considered as a non-cash transaction.

On the same date, CST1 entered into a subscription agreement with the Company to subscribe 918,720,864 common shares to be taken from the increase in authorized share capital, upon approval by the SEC, for a total consideration of P229.68 million. CST1 hereby assigns several parcels of land located in Brgy. Armenia, Tarlac in favor of the Company to fully pay the subscription price (Notes 8). This is considered as a non-cash transaction.

These parcels of land were recognized as investment properties (Note 8).

The application for the proposed increase in authorized share capital was filed with the SEC on May 25, 2021 and was approved on October 12, 2021, which resulted in the subsequent issuance of shares to the Parent Company and CST1 (Note 1).

During 2024, the Parent Company and CST1 sold a total of 1,884,374,000 common shares in the Company at P2.6534 per share to SMIC (Note 1).

(c) Sale to the public

On February 22, 2022, the Company successfully listed its shares with the PSE via the offer of (i) 1,047,272,000 new common shares with a par value of P0.25 per share issued and offered by the Company as "Primary Offer Shares", and (ii) 1,134,547,000 existing shares offered by the Parent Company, selling shareholder, pursuant to a "Secondary Offer Shares" with an over-allotment option of up to 327,273,000 shares which were exercised at such date. All the shares offered by the Company and the Parent Company were sold at an offer price of P2.55 per share. The Company recognized additional paid-up capital (APIC) arising from this transaction amounting to P2.4 billion in 2022. Transaction costs attributable to Primary Offer Shares which were treated as deduction to APIC amounted to P103.85 million. Total transaction costs comprised of deferred share issuance costs amounting to P35.66 million as at December 31, 2021 which was subsequently applied against APIC and additional share issuance costs for the year ended December 31, 2022 amounting to P68.19 million.

(d) Dividends

Details of dividends declarations and payments for the years ended December 31, 2024 and 2023 are as follows:

Date of BOD declaration	Record date	Actual payment date	Dividends per share	Amount
2024				
March 19, 2024	April 18, 2024	May 15, 2024	P0.054	353,454,516
May 13, 2024	June 13, 2024	July 9, 2024	P0.049	320,727,246
August 9, 2024	September 10, 2024	October 4, 2024	P0.049	320,727,246
November 12, 2024	December 12, 2024	January 13, 2025	P0.049	320,727,244
Total declarations during the year				1,315,636,252
2023				
March 22, 2023	April 21, 2023	May 15, 2023	P0.051	333,818,153
May 10, 2023	June 9, 2023	July 6, 2023	P0.047	307,636,338
August 9, 2023	September 11, 2023	October 4, 2023	P0.049	320,727,246
November 9, 2023	December 27, 2023	January 22, 2024	P0.049	320,727,246
Total declarations during the year				1,282,908,983
2022				
March 9, 2022	March 28, 2022	March 31, 2022	P0.035	229,090,890
May 11, 2022	June 8, 2022	June 24, 2022	P0.044	287,999,976
July 20, 2022	August 19, 2022	September 14, 2022	P0.044	287,999,976
November 9, 2022	December 9, 2022	January 5, 2023	P0.044	287,999,976
Total declarations during the year				1,093,090,818

The Company has adopted a dividend policy in accordance with the provisions of the REIT law, pursuant to which the Company's shareholders are entitled to receive at least 90% of annual distributable income for the current year. For the period ended December 31, 2024, the Company distributed total dividends amounting to P1.32 billion (2023 - P1.30 billion; 2022 - P1.20 billion) representing 105% (2023 - 106%; 2022 - 107%) of the distributable income.

Distributable income under the IRR of REIT Act of 2009

Under the Revised Implementing Rules and Regulations (IRR) of REIT Act of 2009, section 4c, the Company shall present a computation of its distributable dividend taking into consideration requirements under the provisions of the Act and the Rule. Distributable income is not a measure of performance under PFRS Accounting Standards.

Details of distributable income for the years ended December 31 are as follows:

	2024	2023	2022
Net income	1,429,371,755	1,398,096,376	1,252,413,024
Unrealized gains - Straight-line lease adjustments	(181,869,331)	(172,560,117)	(132,179,057)
Distributable income	1,247,502,424	1,225,536,259	1,120,233,967

Details of percentage of dividends to distributable income for the period ended December 31, 2024 are as follows:

Declaration date	Record date	Payment date	Dividends per share	Amount
May 13, 2024	June 13, 2024	July 9, 2024	P0.049	320,727,246
August 9, 2024	September 10, 2024	October 4, 2024	P0.049	320,727,246
November 12, 2024	December 12, 2024	January 13, 2025*	P0.049	320,727,246
March 25, 2025	April 24, 2025	May 21, 2025*	P0.055	359,999,970
Total amount of dividends distributed				1,322,181,708
Distributable income				1,247,502,424
% of dividends to distributable income				106%

Details of percentage of dividends to distributable income for the period ended December 31, 2023 are as follows:

Declaration date	Record date	Payment date	Dividends per share	Amount
May 10, 2023	June 9, 2023	July 6, 2023	P0.047	307,636,338
August 9, 2023	September 11, 2023	October 4, 2023	P0.049	320,727,246
November 9, 2023	December 27, 2023	January 22, 2024*	P0.049	320,727,246
March 19, 2024	April 18, 2024	May 15, 2024*	P0.054	353,454,516
Total amount of dividends distributed				1,302,545,346
Distributable income				1,225,536,259
% of dividends to distributable income				106%

Details of percentage of dividends to distributable income for the period ended December 31, 2022 are as follows:

Declaration date	Record date	Payment date	Dividends per share	Amount
May 11, 2022	June 8, 2022	June 24, 2022	P0.044	287,999,976
July 20, 2022	August 19, 2022	September 14, 2022	P0.044	287,999,976
November 9, 2022	December 9, 2022	January 5, 2023	P0.044	287,999,976
March 22, 2023	April 21, 2023	May 15, 2023*	P0.044	287,999,976
March 22, 2023	April 21, 2023	May 15, 2023*	P0.007	45,818,178
Total amount of dividends distributed				1,197,818,082
Distributable income				1,120,233,967
% of Dividends to distributable income				107%

*As per Section of Revenue Regulation No 13-2011, as amended, dividends distributed by REIT from its distributable income at any time after the close but not later than the last day of the 5th month from close of the taxable year shall be considered as paid on the last day of such taxable year.

Events after the reporting period

On March 25, 2025, the BOD ratified and approved the declaration of cash dividends of P0.055 per outstanding common share or an aggregate amount of P360.00 million for the fourth quarter of 2024. The cash dividends are payable on May 21, 2025 to shareholders on record as at April 24, 2025. The management has determined that this is a non-adjusting event.

14 Revenue

(a) Sale of solar energy

On March 11, 2016, the DOE confirmed the declaration of commerciality of the Company's Clark Solar Power Project under SESC No. 2014-07-086 (Note 1). The DOE confirmation affirms the conversion of said SESC from pre-development to commercial stage.

On March 12, 2016, the Clark Solar Power Project started delivering power to the grid following its commissioning. On June 3, 2016, the Clark Solar Power Project was issued a Certificate of Endorsement (COE) for FIT Eligibility under COE-FIT No. S-2016-04-020 by the DOE. By virtue of the endorsement, the Clark Solar Power Project is qualified to avail of the FIT system, upon the issuance by the ERC of the Certificate of Compliance (COC). On November 22, 2016, the ERC issued the COC to the Company. As a result, the Company was entitled to the FIT rate per kilowatt hour of energy output for a period of 20 years from March 12, 2016.

On May 26, 2020, the ERC issued Resolution No. 06, Series of 2020, which pertains to the approval of the adjustment of the FIT rate for 2016 entrants published on November 17, 2020 and shall take effect on December 2, 2020. Notwithstanding that the ERC Resolution was dated 2020, the Company has assessed that there was still uncertainty particularly absence of acceptance confirmation from TransCo on the implementation of the resolution including the approach to recover, capacity to settle or pay and the credit period as at December 31, 2020. Consequently, the said uncertainty resulted in the reversal of billings issued in November and December 2020 using the adjusted FIT rates (Note 4). During 2021, additional revenue amounting to P83.53 million was recognized related to FIT-rate adjustments for the generation from 2016 to be recovered in five years starting in December 2021 based on latest discussions with TransCo.

TransCo is the regulating body of all the FIT-rate eligible energy providers. Outstanding receivables under the FIT system due from TransCo amounted to P62.78 million as at December 31, 2024 (2023 - P80.23 million) (Note 4).

As a result of assignment of SESC of the Clark Solar Plant to its Parent Company, the sale of solar energy business has been terminated on December 25, 2021 as approved by DOE (Note 1).

(b) Leasing

Subsequent lease and sublease agreements with related parties that were accounted as operating leases resulted in the recognition of rental income for the years ended December 31 are as follows:

2024					2023					2022	
Land properties	Note	Rental income	Amortization of deferred rent income	Total	Rental income	Amortization of deferred rent income	Total	Rental income	Amortization of deferred rent income	Total	
Leasehold land assets											
Brgy. Talavera, Toledo City, Cebu		402,086,748	1,400,711	403,487,459	368,402,585	1,400,711	369,803,296	368,402,585	700,356	369,102,941	
Brgy. Rizal, Silay City, Negros Occidental		278,546,822	1,000,311	279,547,133	293,633,817	1,000,311	294,634,128	278,546,822	500,155	279,046,977	
Brgy. Dalayap, Tarlac City, Tarlac		56,422,270	182,624	56,604,894	57,824,315	182,623	58,006,938	61,672,184	91,312	61,763,496	
		737,055,840	2,583,646	739,639,486	719,860,717	2,583,645	722,444,362	708,621,591	1,291,823	709,913,414	
Freehold land assets											
Brgy. San Ildefonso, Bulacan		202,524,479	1,413,849	203,938,328	202,524,478	1,413,851	203,938,329	214,748,789	706,926	215,455,715	
Brgy. Lumbangan, Tuy, Batangas		104,721,195	311,394	105,032,589	94,254,907	-	94,254,907	-	-	-	
Bolbok Phase 2, Tuy, Batangas		92,103,689	236,113	92,339,802	84,428,382	-	84,428,382	-	-	-	
Brgy. Centrala, Suralla, South Cotabato		89,079,527	623,571	89,703,098	89,079,527	623,571	89,703,098	93,526,329	311,785	93,838,114	
Brgy. Luntal, Tuy, Batangas		83,786,972	262,250	84,049,222	83,786,972	-	83,786,972	-	-	-	
San Manuel, Pangasinan		75,472,147	96,581	75,568,728	37,736,073	-	37,736,073	-	-	-	
Bolbok Phase 1, Tuy, Batangas		74,982,728	194,303	75,177,031	68,734,167	-	68,734,167	-	-	-	
Brgy. Armenia, Tarlac City, Tarlac		66,553,438	403,799	66,957,237	67,603,256	403,799	68,007,055	72,175,966	201,899	72,377,865	
Arayat Phase 3, Arayat, Pampanga		63,581,705	82,380	63,664,085	58,283,230	-	58,283,230	-	-	-	
Brgy. Sto. Domingo, Mexico, Pampanga (PELCO I)		8,100,443	-	8,100,443	3,375,185	-	3,375,185	-	-	-	
		860,906,323	3,624,240	864,530,563	789,806,177	2,441,221	792,247,398	380,451,084	1,220,610	381,671,694	
Solar plant property											
Clark Freeport Zone, Pampanga		282,393,828	1,101,388	283,495,216	282,393,828	1,101,390	283,495,218	282,393,829	550,694	282,944,523	
	11	1,880,355,991	7,309,274	1,887,665,265	1,792,060,722	6,126,256	1,798,186,978	1,371,466,504	3,063,127	1,374,529,631	

Rental income includes variable lease income amounting to P50.02 million for the year ended December 31, 2024 (2023 - P33.87 million; 2022 - P43.88 million).

The future minimum lease receivable under non-cancellable operating leases as at December 31 are as follows:

	2024	2023	2022
Within one year	1,671,983,187	1,648,737,558	1,266,472,480
After one year but not more than five years	5,154,582,275	8,587,846,784	6,512,101,745
More than five years	24,095,997,594	17,774,432,036	9,493,051,850
	30,922,563,056	28,011,016,378	17,271,626,075

15 Cost of services

The components of cost of services for the years ended December 31 are as follows:

	Notes	2024	2023	2022
Depreciation and amortization	6, 19	71,336,484	71,333,401	71,332,995
Property management fee	11	24,727,052	23,784,441	14,942,644
Fund management fee	11	8,242,351	7,928,148	4,980,881
Taxes and licenses		-	-	7,165
Others		-	-	5,356
		104,305,887	103,045,990	91,269,041

16 Operating expenses

The components of operating expenses for the years ended December 31 are as follows:

	Notes	2024	2023	2022
Outside services		7,294,216	4,265,704	2,700,754
Dues and subscriptions		1,681,886	291,177	150,000
Directors' fees	11	1,157,895	998,684	1,975,000
Taxes and licenses		625,990	676,736	1,046,461
Professional fees		605,660	483,473	2,136,872
Bank charges		34,726	34,615	500
Transportation and travel		30,979	11,565	48,490
Depreciation	6	11,292	27,100	30,433
Others		20,295	52,788	352,449
		11,462,939	6,841,842	8,440,959

Portion of outside services, taxes and licenses, and professional fees include costs incurred for the ASEAN Green Bonds offering for the years ended December 31, 2023 and 2022. There is no similar transaction for the year ended December 31, 2024.

Outside services also includes settlement of withholding taxes related to services rendered during bonds and shares offerings.

17 Other income, net; finance costs

The components of other income, net for the years ended December 31 are as follows:

	Notes	2024	2023	2022
Interest income	3, 4	3,762,414	19,234,297	3,070,975
Foreign exchange (loss) gain, net	21	(124,633)	10,960	(113,799)
Others		-	-	420,573
		3,637,781	19,245,257	3,377,749

The components of finance costs for the years ended December 31 are as follows:

	Notes	2024	2023	2022
Interests on bonds payable	10	326,133,917	289,292,003	-
Interests on lease liabilities	19	15,597,655	16,245,032	15,693,012
Interests on security deposits	11	4,430,893	3,910,992	1,891,028
		346,162,465	309,448,027	17,584,040

18 Income taxes

As a BOI-registered enterprise (Note 1), the Company may avail the following incentives:

- Income tax holiday (ITH) for seven (7) years from date of actual commercial operation. The ITH shall be limited only to the revenues generated from the sale of electricity of the Clark Solar Power Project;
- Duty-free importation of machinery, equipment and materials including control and communication equipment, within the first ten (10) years from the issuance of the DOE Certificate of Registration; and
- Tax exemption on carbon credits.

The Company may also avail of certain incentives to be administered by appropriate government agencies subject to the rules and regulations of the respective administering government agencies.

As a REIT-registered enterprise following its listing in the main board of the PSE on February 22, 2022 (Note 1), the Company will avail the following tax incentives:

- A tax deduction for dividends paid, in addition to the allowable deductions provided for under the Tax Code, to arrive at its taxable net income. For a REIT to enjoy this tax incentive, it should maintain its status as a “public company,” observe the mandatory 90% dividend pay-out requirement of distributable income to shareholders, and submit a sworn statement that the minimum ownership requirements for the relevant years were maintained at all times.
- Exemption from the minimum corporate income tax (MCIT), as well as documentary stamp tax (DST) on the sale, barter, exchange, or other disposition of listed investor securities through the PSE, including cross or block sales with prior approval of the PSE. It is also exempted from paying the initial public offering (IPO) tax on its initial and secondary offering of its investor securities. Republic Act No. 11494, otherwise known as the Bayanihan to Recover as One Act, permanently repealed the IPO tax.
- A lower creditable withholding tax rate of 1% of its receipt of income payments. It also benefits from the 50% reduction on the amount of DST due on sale or transfer of real property to a REIT, including the sale or transfer of any and all security interest, and applicable registration and annotation fees incidental to such transfers.

Income tax expense for the years ended December 31, 2024 and 2023 amounted to nil (2022 - deferred income tax expense of P8.2 million).

Deferred income taxes are determined using income tax rates in the period the temporary differences are expected to be recovered or settled. Realization of the future tax benefits related to deferred income tax assets is dependent on many factors, including the Company’s ability to generate taxable income in the future within the carry-over period of its unused tax losses. The Company is still subject to ITH for the year ended December 31, 2021. As a result of the assignment of SESC effective December 25, 2021, the incentives as a BOI-registered enterprise for the sale of solar energy segment was transferred to the Parent Company starting January 1, 2022.

In 2022, deferred income tax assets, net amounting to P8,200,316 were reassessed by the management based on the availability of future taxable income and recoverability. The assessment resulted in the derecognition of the deferred income tax assets, net as the Company transitioned to a REIT company following the listing of shares in the PSE on February 22, 2022 (Note 1). The derecognition of deferred income tax assets, net was charged to deferred income tax expense in the statements of total comprehensive income.

The Company’s accrued revenue from sale of solar energy was deemed taxable by the Company, hence, fully reported as part of taxable income.

The Company's unrecognized deferred income tax assets as at December 31 arise from the following temporary differences:

	2024	2023
NOLCO	221,124,492	166,786,288
Accrued expenses	33,620,012	33,620,012
Leases	27,900,064	24,688,078
Discount on receivables	2,623,232	5,637,899
Provision for doubtful accounts	1,944,096	1,944,096
Retirement benefit obligation	314,672	314,672
	287,526,568	232,991,045
Tax rate	25%	25%
	71,881,642	58,247,761

The details of the Company's NOLCO as at December 31 are as follows:

Year of incurrence	Year of expiration	2024	2023
2021	2026	68,674,211	68,674,211
2022	2025	37,344,180	37,344,180
2023	2026	60,767,897	60,767,897
2024	2027	54,338,204	-
		221,124,492	166,786,288
Tax rate		25%	25%
		55,281,123	41,696,572

The Company did not recognize deferred income tax assets arising from NOLCO as at December 31, 2024 and 2023 as management expects that there is no sufficient future taxable income where this deferred income tax asset would be utilized and considering the effective income tax rate of nil under the REIT law.

The reconciliation between income tax expense computed at the statutory tax rate and the actual income tax expense for the years ended December 31 as shown in the statements of total comprehensive income follows:

	2024	2023	2022
Income tax at statutory tax rate of 25%	357,342,939	349,524,094	315,153,335
Income tax effects of:			
Non-deductible expenses	1,268,565	-	134,091
Interest income subject to final tax	(41,590)	(1,202,144)	(95,812)
Movement of unrecognized deferred income tax assets	13,633,880	17,394,310	8,173,493
Amortization of bond issue costs	2,172,603	1,803,962	-
Derecognition of deferred income tax assets, net	-	-	(8,200,316)
Deductible expense recognized as APIC	-	-	(17,047,639)
Deductible expenses recognized as bond issuance costs	-	(11,834,764)	-
Movement of straight-line lease income subjected to effective zero-income tax rate	(45,467,333)	(43,140,030)	(33,044,764)
Deductible dividends payment	(328,909,064)	(312,545,428)	(273,272,704)
	-	-	(8,200,316)

19 Lease - Company as a lessee

The Company has entered into various lease contracts as follows:

- (a) The Company leases a parcel of land where the Clark Solar Power Project was constructed. The agreement was entered on September 5, 2014 and is valid for twenty-five (25) years, renewable by the lessee upon consent of the lessor. The agreement stipulates rental payments amounting to P0.29 million and US\$105 with an escalation rate of 10% starting on the fourth year of the lease and every three (3) years thereafter. Upon termination of the lease, the leased property shall revert back to the lessor. There are no restrictions placed upon the lessee by entering into the lease agreement.

Security deposits for the lease agreement amounting to P5.28 million are presented as part of other non-current assets in the statements of financial position as at December 31, 2024 and 2023 (Note 7). These deposits are refundable to the Company upon termination of the lease agreement or at the end of the lease term. The impact of discounting is deemed to be immaterial.

The lease agreements do not impose any covenants other than the security interests in the leased assets that are held by the lessor. Leased assets may not be used as security for borrowing purposes.

- (b) During 2021, the Company entered into various lease contracts, as a lessee, with third parties as follows:

- Assignment of lease contract of a land property located in Brgy. Talavera, Toledo City, Cebu by CSCI with a third party to the Company (Note 8);
- Sublease agreement and lease contract with third parties for land properties located in Brgy. Dalayap, Tarlac City, Tarlac previously being leased by CST2 (Note 8); and
- Lease agreement with a third party for a land property in Brgy. Rizal, Silay City, Negros Occidental previously being leased by CSNO (Note 8).

Lease terms are negotiated either on a collective or individual basis and contain a wide range of different terms and conditions. The lease agreements do not impose any covenants other than the security interests in the leased assets that will be held by the lessor. Leased assets may not be used as security for borrowing purposes.

Amounts recognized in the statements of financial position

Details of right-of-use asset, net for the lease agreement in (a) and movements in the account as at and for the years ended December 31 are as follows:

	Note	2024	2023
Cost			
January 1, 2023, December 31, 2023 and 2024		43,937,092	43,937,092
Accumulated amortization			
January 1		10,644,591	8,510,720
Amortization	15	2,135,478	2,133,871
December 31		12,780,069	10,644,591
Net book value		31,157,023	33,292,501

Investment properties held by the Company as a right-of-use asset related to lease agreements in (b) measured initially at its cost in accordance with PFRS 16 as at and for the years ended December 31 are as follows:

	Notes	2024	2023
Cost			
January 1, 2023, December 31, 2023 and 2024		193,407,106	193,407,106
Accumulated amortization			
January 1		20,674,782	10,573,974
Amortization	15	10,100,808	10,100,808
December 31		30,775,590	20,674,782
Net book value	8	162,631,516	172,732,324

Details of the lease liabilities as at December 31 are as follows:

	2024	2023
Current	3,267,523	5,863,776
Non-current	218,421,080	226,982,998
	221,688,603	232,846,774

Movements in lease liabilities for the years ended December 31 are as follows:

	Notes	2024	2023
January 1		232,846,774	229,608,161
Principal payments		(16,398,878)	(2,406,115)
Interest payments		(10,404,404)	(10,589,344)
Interest expense	8, 17	15,597,655	16,245,032
Translation difference		47,456	(10,960)
December 31		221,688,603	232,846,774

Translation difference is recognized as part of foreign exchange losses, net under other income, net in the statements of total comprehensive income (Note 21.1).

Amounts recognized in the statements of total comprehensive income

Amounts recognized in the statements of total comprehensive income for the years ended December 31 related to the lease agreements are as follows:

	Notes	2024	2023	2022
Amortization expense	8, 15	12,236,285	12,234,679	12,233,564
Interest expense	8, 17	15,597,655	16,245,032	15,693,012
Translation difference	21	47,456	(10,960)	113,799
		27,881,396	28,468,751	28,040,375

The total cash outflows for the years ended December 31 for the lease agreements are as follows:

	2024	2023	2022
Payment of principal portion of lease liabilities	16,398,878	2,406,115	20,109,933
Payment of interest on lease liabilities	10,404,404	10,589,344	9,951,228
	26,803,282	12,995,459	30,061,161

Discount rate

The lease payments are discounted using the Company's incremental borrowing rate ranging from 6.75% to 7.86%, being the rate that the Company would have to pay to borrow the funds necessary to obtain an asset of similar value to the right-of-use asset in a similar economic environment with similar terms, security and conditions.

Extension and termination options

Extension and termination options are included in the lease agreement of the Company. These are used to maximize the operational flexibility in terms of managing the assets used in the Company's operations. The extension and termination options held are exercisable by the lessee upon consent of the lessor, hence, the extension and termination options have not been included in lease term.

20 Earnings per share (EPS)

Basic and diluted EPS for the years ended December 31 are as follows:

	2024	2023	2022
Net income	1,429,371,755	1,398,096,376	1,252,413,024
Weighted average number of common shares	6,545,454,004	6,545,454,004	6,397,090,471
Basic and diluted EPS	0.22	0.21	0.20

Weighted average number of common shares for the years ended December 31, 2024 and 2023 is calculated as follows:

	Note	Number of shares	Ratio	Weighted number of shares
Beginning		6,545,454,004	1.00	6,545,454,004
Issuance of shares	13	-	1.00	-
		6,545,454,004		6,545,454,004

Weighted average number of common shares for the year ended December 31, 2022 is calculated as follows:

	Note	Number of shares	Ratio	Weighted number of shares
Beginning		5,498,182,004	1.00	5,498,182,004
Issuance of shares	13	1,047,272,000	0.86	898,908,467
		6,545,454,004		6,397,090,471

The Company has no potential dilutive common shares for each of the three years in the period ended December 31, 2024. Therefore, basic and diluted EPS are the same.

21 Financial risk and capital management and fair value estimation

21.1 Financial risk management

The Company's activities expose it to a variety of financial risks from its use of financial instruments: market risk, credit risk, and liquidity risk. The Company's overall risk management program seeks to minimize potential adverse effects on the financial performance of the Company. The policies for managing specific risks are summarized below.

The BOD has overall responsibility for the establishment and oversight of the Company's risk management framework. It monitors compliance with the risk management policies and procedures and reviews the adequacy of the risk management framework in relation to the risks faced by the Company. Risk management policies and systems are reviewed regularly to reflect changes in market conditions. The Company's risk management policies are established to identify and analyze the risks faced by the Company, to set appropriate risk limits and controls, and to monitor risks and adherence to limits. Risk management policies and systems are reviewed regularly to reflect changes in market conditions and the Company's activities. The Company, through its training and management standards and procedures, aims to develop a disciplined and constructive control environment in which all employees understand their roles and obligations. CFMI handles fund manager functions of the Company (Note 11).

21.1.1 Market risk

Market risk is the risk that changes in market prices, such as interest rates, security price and foreign exchange rates, will affect the Company's total comprehensive income or the value of its financial instruments. The objective of market risk management is to manage and control market risk exposures within acceptable parameters, while optimizing return. The management of these risks is discussed in the succeeding section.

(a) Interest rate risk

Interest rate risk arises from the possibility that changes in interest rates would unfavorably affect future cash flows from financial instruments. The Company's exposure to risk for changes in market interest rates relates to cash in banks and short-term placements.

The Company has no outstanding loans payable as at December 31, 2024 and 2023.

The Company is exposed to fixed-rate interest rate risk related to its lease liabilities and bonds payable. The interest rate risk is deemed to have a diminishing impact on the Company over the term of the lease (Note 19) and bonds (Note 10).

Management believes that the related cash flow and interest rate risk on cash in banks and short-term placements is relatively low due to immaterial changes on interest rates within the duration of these financial instruments.

(b) Foreign exchange risk

The Company is exposed to foreign exchange risk arising from various currency exposures, primarily with respect to U.S. Dollar. Foreign exchange risk arises when future commercial transactions, and recognized assets and liabilities are denominated in a currency that is not the Company's functional currency. Among others, management monitors the timing of settlements/payments to ensure that the Company is not unfavorably exposed to fluctuations of foreign exchange rates.

The Company's foreign currency denominated monetary liability as at December 31, 2024 refers to a portion of lease liabilities amounting to US\$19,103 (2023 - US\$19,516) with Philippine Peso equivalent of P1.12 million (2023 - P1.08 million).

Details of foreign exchange losses (gains), net for the years ended December 31 are as follows:

	Note	2024	2023	2022
Unrealized losses (gains), net		47,456	(10,960)	113,799
Realized losses, net		77,177	-	-
	17	124,633	(10,960)	113,799

The Company's exposure to foreign currency risk is not significant due to the absence of material transactions and balances denominated in a currency other than the Company's functional currency.

(c) Security price

The Company's exposure to debt securities price risk arises from its bonds payable. The bonds is publicly traded in the PDEx. Management assessed that the security price risk is not applicable considering that the bonds bear a fixed interest rate.

21.1.2 Credit risk

Credit risk refers to the risk that counterparty will default on its contractual obligations resulting in a financial loss to the Company. The Company's credit risk arises primarily from its cash and cash equivalents, trade and other receivables, security deposits and restricted cash.

Exposure to credit risk arises from potential default of the counterparty, with a maximum exposure equal to the carrying amounts of these financial assets. The Company uses internal ratings to determine the quality of its financial assets. The Company determined that its financial assets are all considered high grade financial assets except for those that were fully provided for.

The maximum exposures to credit risk, pertaining to financial assets as at December 31 are as follows:

	Notes	2024	2023
Cash*	3	597,532,293	616,746,821
Trade and other receivables	4	603,375,128	436,425,471
Security deposits	7	5,279,310	5,279,310
Cash bond	7	36,170,854	36,170,854
		1,242,357,585	1,094,622,456

*excluding cash on hand

Credit quality of financial assets

(i) Cash and cash equivalents

Cash deposited/placed in banks are considered stable as the banks qualify as universal and commercial banks as defined by the Philippine Banking System and are approved by the BOD to minimize credit risk. The amounts deposited in these banks are disclosed in Note 3. The expected credit loss is determined to be immaterial. Cash on hand is not subject to credit risk.

(ii) Trade and other receivables

The expected credit loss related to receivable from TransCo is determined to be immaterial by management.

Trade receivables from leasing segment include receivables from related parties. The credit exposure on trade receivables from related parties is considered to be minimal as there is no history of default and collections are expected to be made based on the lease agreement. In addition, the related parties are considered to have good financial standing and are highly liquid. The expected credit loss is determined to be immaterial by management.

The credit exposure on due from related parties is considered to be minimal as there is no history of default and collections are expected to be made within 12 months. The balances of due from related parties are considered as high-grade financial assets as the related parties have good financial standing and are highly liquid. The expected credit loss is determined to be immaterial by management.

Other receivables includes refund for overpaid insurance which has been long outstanding for more than one (1) year. Full provision has been recognized for this receivable as at December 31, 2024 and 2023.

Receivable from VAT refunds as at December 31, 2024 is expected to be collectible within one (1) year from the BIR.

(iii) Security deposits and cash bond

Security deposits and cash bond include cash required from the Company in relation to its lease agreement and deposits for the land conversions, respectively. These deposits are assessed as high grade as there was no history of default and these are collectible upon termination of or at the end of the term of the agreements. The expected credit loss is determined to be immaterial by management.

21.1.3 Liquidity risk

Liquidity risk is the risk that the Company will not be able to meet its financial obligations as these fall due. The objective of the Company is to maintain a balance between continuity of funding and flexibility through the use of credit lines available from related parties and local banks. The policy of the Company is to first exhaust lines available from related parties before local bank lines are availed. The Company also has available due from related parties which can be readily collected to settle maturing obligations.

The Company seeks to manage its liquidity risk by maintaining a balance between continuity of funding and flexibility. The Company regularly evaluates its projected and actual cash flows. It also continuously assesses conditions in the financial markets for opportunities to pursue fund raising activities.

The Company's financial liabilities grouped into relevant maturity dates are as follows:

	Notes	Payable on demand	Less than 1 year	More than 1 year
<i>December 31, 2024</i>				
Trade payables and other liabilities*	9	-	44,929,828	-
Dividends payable	9, 13	-	312,888,626	-
Lease liabilities	19	-	3,267,523	218,421,080
Interest**		-	361,437,029	670,254,346
Security deposits	11	-	-	76,880,057
Bonds payable	10	-	-	4,468,567,198
		-	722,523,006	5,434,122,681
<i>December 31, 2023</i>				
Trade payables and other liabilities*	9	-	44,474,016	-
Dividends payable	9, 13	-	312,332,383	-
Lease liabilities	19	-	5,863,776	226,982,998
Interest**		-	282,076,154	1,305,141,346
Security deposits	11	-	-	61,327,268
Bonds payable	10	-	-	4,459,876,787
		-	644,746,329	6,053,328,399

*excluding due to government agencies and deferred rent income

**expected interest on bonds payable and on lease liabilities up to maturity date

The amounts disclosed are the contractual undiscounted cash flows, except for lease liabilities, which are equivalent to their carrying balances as the impact of discounting is not significant. The Company expects to settle the above financial liabilities within their contractual maturity date.

21.2 Capital management

The Company maintains a sound capital to ensure its ability to continue as a going concern to provide returns to shareholders and benefits to other stakeholders and to maintain an optimal capital structure to reduce cost of capital.

The Company manages its capital structure and makes adjustments in the light of changes in economic conditions. To maintain or adjust the capital structure, the Company may adjust the dividend payment to shareholder, pay-off existing debts, return capital to shareholders or issue new shares.

The BOD has overall responsibility for monitoring capital in proportion to risk. Profiles for capital ratios are set in the light of changes in the external environment and the risks underlying the Company's business, operations and industry.

The capital structure of the Company consists of issued capital, retained earnings and remeasurement on retirement benefits. The Company monitors capital on the basis of net gearing ratio, which is calculated as total debt divided by total equity. Total debt is defined as short-term and long-term bank borrowings from third parties and bonds payable less cash and cash equivalents, while equity is total equity as shown in the statements of financial position. The Company has no outstanding short-term and long-term bank borrowings from third parties as at December 31, 2024 and 2023. The Company's borrowings as at December 31, 2024 and 2023 relates to bonds payable. The net debt reconciliation and gearing ratio as at December 31 are as follows:

	Notes	2024	2023	2022
Borrowings, January 1	10	4,459,876,787	-	-
Cash flows	10	-	4,452,660,938	-
Non-cash movement	10	8,690,411	7,215,849	-
Borrowings, December 31	10	4,468,567,198	4,459,876,787	-
Cash	3	(597,582,293)	(616,861,821)	-
Net debt		3,870,984,905	3,843,014,966	-
Total equity		4,582,979,902	4,469,244,401	-
Net gearing ratio		0.84:1	0.86:1	-

Non-cash movements during 2023 and 2024 pertains to the amortization of bond issuance cost (Note 10).

As a REIT entity, the Company is subject to externally imposed capital requirements based on the requirement of the Aggregate Leverage Limit under the REIT IRR. Per Rule 5 - Section 8 of the REIT IRR issued by the SEC, the total borrowings and deferred payments of a REIT that has a publicly disclosed investment grade credit rating by a duly accredited or internationally recognized rating agency may exceed thirty-five percent (35%) but not more than seventy percent (70%) of its deposited properties. Provided, further, that in no case shall a fund manager, borrow from the REIT any of the funds under its management. As at December 31, 2024 and 2023, the Company is compliant with the externally imposed capital requirements of REIT IRR and met the provisions of the REIT law related to the borrowing requirements to its fund manager.

21.3 Fair value estimation

The carrying values of the financial instrument components of cash, trade and other receivables, other non-current assets, trade payables and other liabilities (excluding due to government agencies), dividends payable, and lease liabilities approximate their fair values, due to the liquidity, short-term maturities and nature of such items. The fair values of other non-current assets, non-current portion of trade receivables, security deposits, non-current portion of lease liabilities and bonds payable are close to market rates.

As at December 31, 2024 and 2023, the Company does not have financial instruments that are measured using the fair value hierarchy.

22 Critical accounting estimates and assumptions and judgments

The preparation of the financial statements in conformity with PFRS Accounting Standards requires management to make estimates, assumptions and judgments that affect the amounts reported in the financial statements and the related notes. Estimates, assumptions and judgments are continually evaluated and are based on historical experience and other factors, including expectations of future events that are believed to be reasonable under the circumstances.

The Company makes estimates, assumptions and judgments concerning the future. The resulting accounting estimates will, by definition, seldom equal the related actual results. The estimates, assumptions and judgments that have a significant risk of causing a material adjustment to the carrying amounts of assets and liabilities within the next financial year are discussed as follows.

22.1 Critical accounting estimates and assumptions

(a) Impairment of trade and other receivables

Provision for impairment of trade and other receivables is based on assumptions about risk of default and expected loss rates. The Company uses estimates in making these assumptions and selecting the inputs to the impairment calculation, based on the Company's past history, existing market conditions as well as forward looking estimates at the end of each reporting period. Details of the key assumptions and inputs used are disclosed in Notes 23.3 and 23.4.

In 2020, the Company provided allowance for doubtful accounts for other receivables amounting to P1.94 million. This is equivalent to the full lifetime expected credit loss using the expected credit loss model, hence, any sensitivity analysis is no longer deemed necessary. No additional allowance for doubtful accounts was made during 2024, 2023 and 2022.

The carrying values of the Company's trade and other receivables are shown in Note 4.

(b) Estimated useful lives of property, plant and equipment

The Company reviews annually the estimated useful lives of property, plant and equipment based on the period over which the assets are expected to be available for use and are updated if expectations differ from previous estimates due to physical wear and tear or technical and commercial obsolescence. Estimated useful lives of property, plant and equipment are based on factors that include asset utilization, internal technical evaluation, technological changes, environmental and anticipated use of assets based on the related industry benchmark information and land lease term where the solar power plant is situated. It is possible that future results of operations could be materially affected by changes in these estimates brought about by changes in the factors mentioned.

The estimated useful life used for solar plant and equipment was higher than the current land lease term of the Company since based on the management's assessment, the Company can still use the solar plant and equipment beyond the current land lease term.

If the actual useful lives of these assets are prolonged or shortened by five (5) years, income before tax for the years ended December 31 would be as follows:

	Impact on income before tax Increase (Decrease)	
	2024	2023
Prolonged by 5 years	P8.67 million	P8.89 million
Shortened by 5 years	(P12.58 million)	(P13.06 million)

The range used was based on the management's assessment where potential impact to operations might occur. The carrying values of the Company's property, plant and equipment are shown in Note 6.

(c) Determining incremental borrowing rate

To determine the incremental borrowing rate, the Company uses the government bond yield, adjusted for the credit spread specific to the Company and security using the right-of-use asset. The basis of the discount rates applied by the Company are disclosed in Note 19. Any change in the rates would have direct impact to interest expense for the period and on lease liabilities. Higher discount rate will result in lower interest expense and lease liabilities and vice versa.

The Company is exposed to fixed-rate interest rate risk related to its lease liabilities. Lease liabilities are subject to amortization where each of the lease payments is treated partly as a payment of principal and partly as payment of interest. Accordingly, the interest rate risk will have a diminishing impact on the Company over the term of the lease.

22.2 Critical judgments in applying the Company's accounting policies

(a) Recoverability of non-financial assets

The Company's non-financial assets such as property, plant and equipment, investment properties, input VAT are tested for impairment annually or whenever events or changes in circumstances indicate that the carrying amount may not be recoverable. An impairment loss is recognized for the amount by which the assets carrying amount exceeds its recoverable amount. The recoverable amount is the higher of an asset's fair value less cost to sell or value in use. Management believes that there are no indications that the carrying amount of non-financial assets may not be recoverable. Details of property, plant and equipment, investment properties and input VAT are disclosed in Notes 6, 8, and 5, respectively.

(b) Critical judgment in determining the lease term

In determining the lease term, management considers all facts and circumstances that create an economic incentive to exercise an extension option, or not exercise a termination option. Extension options (or periods after termination options) are only included in the lease term if the lease is reasonably certain to be extended (or not terminated). The Company considers the factors below as the most relevant in assessing the options:

- If there are significant penalties to terminate (or not extend), the Company is typically reasonably certain to extend (or not terminate).
- If any leasehold improvements are expected to have a significant remaining value, the Company is typically reasonably certain to extend (or not terminate).
- Otherwise, the Company considers other factors including historical lease durations and the costs and business disruption required to replace the leased asset.

Extension options in the Company's lease agreements have not been included in the lease liabilities because the Company's lease agreements state that extension and termination should be made upon mutual agreement by both parties and considering the estimated useful lives of the solar power plants of the related parties and the assignment of the SESC with Parent Company. The assessment is reviewed if a significant event or a significant change in circumstances occurs which affects this assessment and that is within the control of the lessee.

(c) Income taxes and "No tax" regime

Significant judgment is required in determining income taxes. There are many transactions and calculations for which the ultimate tax determination is uncertain in the ordinary course of business. The Company recognizes liabilities for anticipated tax audit issues based on estimates of whether additional taxes will be due.

Where the final tax outcome of these matters is different from the amounts that were initially recorded, such differences will impact the income tax and deferred income tax provisions in the period in which such determination is made. Further, recognition of deferred income taxes depends on management's assessment of the probability of available future taxable income against which the temporary differences can be applied. The details of unrecognized deferred income taxes are shown in Note 18.

The Company reviews the carrying amounts of deferred income tax assets at each reporting date and reduces the amounts to the extent that it is no longer probable that sufficient taxable profit will allow all or part of its deferred income tax assets to be utilized.

As a REIT entity, the Company can effectively operate under a “no tax” regime provided that it meets certain conditions (e.g. listing status, minimum required dividend payments). A REIT entity is required to distribute at least 90% of its annual income as dividends to its investors and is allowed to treat the dividend as deduction for tax purposes making it effectively an income-tax free entity. As at December 31, 2024 and 2023, the Company met the provisions of the REIT law and complies with the 90% dividend distribution requirement. The Company had determined, based on its current tax regime and expected dividend distribution in the succeeding periods, that it can effectively operate on a “no-tax” regime. Accordingly, the Company has not recognized deferred taxes as at December 31, 2024 and 2023. The Company recognized deferred income tax asset as at December 31, 2021 prior to its listing on February 22, 2022, to the extent that it is probable that future taxable profit will be available against which the temporary differences, unused tax losses and unused tax credits can be utilized. The Company started to avail of its tax incentive as a REIT after its listing to PSE.

(d) Distinction between investment properties and property, plant and equipment

The Company determines whether a property is to be classified as an investment property or property, plant and equipment through the following:

- Investment properties comprise land and buildings which are not occupied, substantially for use by, or in the operations of, nor for sale in the ordinary course of business of the Company, but are held primarily to earn rental income or capital appreciation; and
- Property, plant and equipment generate cash flows that are attributable not only to them but also to the other assets used in the operations of the Company.

In making its judgment, the Company considers whether the property generates cash flows largely independent of the other assets held by the Company.

Some properties comprise a portion that is to earn rentals or for capital appreciation and another portion that is held for use in the operation or for administrative purposes. If these portions cannot be sold separately at the reporting date, the property is accounted for as an investment property only if an insignificant portion is held for use in the operation or for administrative purposes. Judgment is applied in determining whether ancillary services are so significant that a property does not qualify as an investment property. The Company considers each property separately in making its judgment.

(e) Effective interest rates of security deposits

The Company measures security deposits from its lessees at amortized cost using a zero-coupon yield curve as the appropriate effective interest rate. This rate is determined by estimating the yield of a security from the yields of a set of coupons bearing products through bootstrapping or interpolation with reference to the maturity date of each security deposit. Effective interest rates are reviewed by the Company periodically and updated if there have been material movements with the rates.

(f) Contingencies

The Company determines whether to disclose and accrue for contingencies based on an assessment of whether the risk of loss is remote, reasonably possible or probable. Management's assessment is developed in consultation with the Company's legal counsel and other advisors and is based on an analysis of possible outcomes under various strategies. Contingency assumptions involve judgment that are inherently subjective and can involve matters that are in litigation, which by its nature is unpredictable. The Company is a respondent in cases arising from the normal course of business, the outcome of which cannot be presently determined. In the opinion of the Company's management and its legal counsel, the eventual liability, if any, which may result from the outcome of these cases will not materially affect the Company's financial statements.

23 Summary of material accounting policies

The principal accounting policies applied in the preparation of these financial statements are set out below. These policies have been consistently applied to all the years presented, unless otherwise stated.

23.1 Basis of preparation

The financial statements of the Company have been prepared in accordance with Philippine Financial Reporting Standards (PFRS) Accounting Standards. PFRS Accounting Standards comprise the following authoritative literature:

- PFRS Accounting Standards,
- PAS Standards, and
- Interpretations issued by the International Financial Reporting Interpretations Committee (IFRIC), Philippine Interpretations Committee (PIC), and Standing Interpretations Committee (SIC) as approved by the Financial and Sustainability Reporting Standards Council (FSRSC) and the Board of Accountancy, and adopted by the Securities and Exchange Commission (SEC).

The financial statements of the Company have been prepared using historical cost basis.

The preparation of financial statements in conformity with PFRS Accounting Standards requires the use of certain critical accounting estimates. It also requires management to exercise its judgment in the process of applying the Company's accounting policies. The areas involving a higher degree of judgment or complexity, or areas where assumptions and estimates are significant to the financial statements are disclosed in Note 22.

(a) New and amendment to existing standards and interpretations adopted by the Company

The Company has applied the following amendments for the first time for their annual reporting period commencing January 1, 2024:

- Classification of Liabilities as Current or Non-current and Noncurrent liabilities with covenants - Amendments to PAS 1

Amendments made to PAS 1, "Presentation of Financial Statements" in 2020 and 2022 clarify that liabilities are classified as either current or non-current, depending on the rights that exist at the end of the reporting period. Classification is unaffected by the entity's expectations or events after the reporting date (for example, the receipt of a waiver or a breach of covenant that an entity is required to comply with only after the reporting period).

Covenants of loan arrangements will not affect classification of a liability as current or non-current at the reporting date if the entity must only comply with the covenants after the reporting date. However, if the entity must comply with a covenant either on or before the reporting date, this needs to be considered in the classification as current or non-current even if the covenant is only tested for compliance after the reporting date.

The amendments require disclosures if an entity classifies a liability as non-current and that liability is subject to covenants with which the entity must comply within 12 months of the reporting date. The disclosures include:

- the carrying amount of the liability;
- information about the covenants (including the nature of the covenants and when the entity is required to comply with them); and
- facts and circumstances, if any, that indicate that the entity might have difficulty complying with the covenants.

The amendments must be applied retrospectively in accordance with the requirements in PAS 8, "Accounting Policies, Changes in Accounting Estimates and Errors".

Special transitional rules apply if an entity had early adopted the 2020 amendments regarding the classification of liabilities as current or non-current.

The adoption did not have a significant impact on the Company's financial statements as at December 31, 2024 and 2023.

- Lease liability in sale and leaseback - Amendments to PFRS 16

In September 2022, the IASB finalized narrow-scope amendments to the requirements for sale and leaseback transactions in PFRS 16, "Leases" which explain how an entity accounts for a sale and leaseback after the date of the transaction.

The amendments specify that, in measuring the lease liability subsequent to the sale and leaseback, the seller-lessee determines 'lease payments' and 'revised lease payments' in a way that does not result in the seller-lessee recognizing any amount of the gain or loss that relates to the right of use that it retains. This could particularly impact sale and leaseback transactions where the lease payments include variable payments that do not depend on an index or a rate.

The adoption did not have a significant impact on the Company's financial statements as at December 31, 2024 and 2023.

- Supplier Finance Arrangements - Amendments to PAS 7 and PFRS 7

On May 25, 2023, the IASB issued amendments to PAS 7 and PFRS 7 to require specific disclosures about supplier finance arrangements (SFAs). The amendments respond to the investors' need for more information about SFAs to be able to assess how these arrangements affect an entity's liabilities, cash flows and liquidity risk.

The new disclosures will provide information about:

- The terms and conditions of SFAs.
- The carrying amount of financial liabilities that are part of SFAs, and the line items in which those liabilities are presented.
- The carrying amount of financial liabilities that are part of SFAs, and the line items in which those liabilities are presented.
- The range of payment due dates for both the financial liabilities that are part of SFAs, and comparable trade payables that are not part of such arrangements
- Non-cash changes in the carrying amounts of financial liabilities in (2).
- Access to SFA facilities and concentration of liquidity risk with the finance providers.

Entities will be required to aggregate the information that they provide about SFAs. However, entities should disaggregate information about terms and conditions that are dissimilar, disclose explanatory information where the range of payment due dates is wide, and disclose the type and effect of non-cash changes that are needed for comparability between periods.

The adoption did not have any impact on the amounts recognized in prior periods and is not expected to significantly affect the current or future periods.

(b) New standards, amendments and interpretations not yet adopted by the Company

Certain new accounting standards, amendments to accounting standards and interpretations have been published that are not mandatory for December 31, 2024 reporting periods and have not been early adopted by the Company. These standards, amendments or interpretations are not expected to have a material impact on the Company in the current or future reporting periods and on foreseeable future transactions.

23.2 Trade and other receivables

Trade receivables from Transco which have a 60-day credit term, lease receivables and other receivables are initially recognized and carried at transaction price and subsequently measured at amortized cost, less provision for impairment loss. The fair value of trade receivables at initial recognition is equivalent to the original invoice amount (as the effect of discounting is immaterial).

The Company applies the simplified approach in measuring expected credit loss which uses a lifetime expected loss allowance for all trade receivables. To measure expected credit loss, trade receivables have been grouped based on shared credit risk characteristics and the days past due. The carrying amount of the asset is reduced through the use of an allowance account, and the amount of the loss is charged against profit or loss in the statement of total comprehensive income.

When a receivable remains uncollectible after the Company has exerted all legal remedies, it is written-off against the allowance account for receivables. Subsequent recoveries of amounts previously written-off are credited to profit or loss in the statement of total comprehensive income.

The expected loss rates on trade receivables are based on the payment profiles of sales over a period of 12 months before the beginning of each reporting period and the corresponding historical credit losses experience within this period. The historical loss rates are adjusted to reflect current and forward-looking information on macroeconomic factors affecting the ability of the customers to settle the receivables. The Company has identified the gross domestic product and inflation to be the most relevant factor, and accordingly adjusts the historical loss rates based on expected changes in this factor.

Other relevant policies are disclosed in Note 23.4.

23.3 Financial instruments

A financial instrument is any contract that gives rise to a financial asset of one entity and a financial liability or equity instrument of another entity. The Company recognizes a financial instrument in the statement of financial position, when, and only when, it becomes a party to the contractual provisions of the instrument.

Financial assets

(a) Classification

The Company classifies its financial assets in the following measurement categories: fair value through profit or loss (FVPL), fair value through other comprehensive income (FVOCI) and amortized cost. The Company did not hold financial assets under the category financial assets at FVPL and FVOCI as at December 31, 2024 and 2023.

The classification depends on the entity's business model for managing its financial assets and the contractual terms of the cash flows. The Company's financial assets measured at amortized cost comprise of cash, trade and other receivables (Note 23.2), and security deposits and cash bonds (Note 23.6) in the statement of financial position. These are included in current assets, except for those expected to be realized greater than 12 months after the reporting period which are classified as non-current assets.

Assets that are held for collection of contractual cash flows where those cash flows represent solely payments of principal and interest are measured at amortized cost. Interest income from these financial assets, if any, is included in other income using the effective interest rate method. Any gain or loss arising on derecognition is recognized directly in the statement of total comprehensive income and presented as other income or expense. Impairment losses, if any, are presented in the statement of total comprehensive income within operating expenses.

(b) Measurement

Financial assets at amortized cost are subsequently carried at amortized cost using the effective interest method.

(c) Impairment

The Company recognizes an expected credit loss for all debt instruments not held at FVPL. Expected credit losses are based on the difference between the contractual cash flows due in accordance with the contract and all the cash flows that the Company expects to receive, discounted at an approximation of the original effective interest rate. The expected cash flows will include cash flows from the sale of collateral held or other credit enhancements that are integral to the contractual terms. Expected credit losses are recognized in two stages. For credit exposure for which there has not been a significant increase in credit risk since initial recognition, expected credit losses are provided for credit losses that result from default events that are possible within the next 12-months (a 12-month expected credit loss).

For those credit exposures for which there has been a significant increase in credit risk since initial recognition, a loss allowance is required for credit losses expected over the remaining life of the exposure, irrespective of the timing of the default (a lifetime expected credit loss).

For cash and cash equivalents, other receivables, receivable from VAT refunds, security deposits and cash bond, the Company applies a general approach in calculating expected credit losses. The Company recognizes a loss allowance based on either 12-month expected credit losses or lifetime expected credit losses, depending on whether there has been a significant increase in credit risk on these financial assets since initial recognition. The carrying amount of the financial asset is reduced through the use of an allowance account, and the amount of the loss is charged against profit or loss in the statement of total comprehensive income. When the financial asset remains uncollectible after the Company has exerted all legal remedies, it is written-off against the allowance account. Subsequent recoveries of amounts previously written-off are credited to profit or loss in the statement of total comprehensive income.

For trade receivables, the Company applies a simplified approach in calculating expected credit losses. Therefore, the Company does not track changes in credit risk, but instead recognizes a loss allowance based on lifetime expected credit losses at each reporting date. The Company has established a provision matrix that is based on its historical credit loss experience, adjusted for forward-looking factors specific to the debtors and the economic environment. Impairment testing of trade receivables is described in Note 23.2.

The Company considers a financial asset in default when contractual payments are past due. However, in certain cases, the Company may also consider a financial asset to be in default when internal or external information indicates that the Company is unlikely to receive the outstanding contractual amounts in full before taking into account any credit enhancements held by the Company. A financial asset is written-off when there is no reasonable expectation of recovering the contractual cash flows.

Financial liabilities

(a) Classification

The Company classifies its financial liabilities in the following categories: financial liabilities at fair value through profit or loss (including financial liabilities held for trading and those that are designated at fair value); and financial liabilities at amortized cost. The Company's financial liabilities are limited to financial liabilities at amortized cost.

Financial liabilities at amortized cost pertain to issued financial instruments that are not classified as fair value through profit or loss and contain contract obligations to deliver cash or another financial asset to the holder or to settle the obligation other than the exchange of a fixed amount of cash. These are included in current liabilities, except for maturities greater than 12 months after the reporting period which are classified as non-current liabilities.

The Company's trade payables and other liabilities (excluding due to government agencies) (Note 23.10), dividends payable (Note 23.12), security deposits (Note 23.16), lease liabilities (Note 23.16) and bonds payable and interest payables (Note 23.14) are classified under financial liabilities at amortized cost.

23.4 Fair value measurement

The fair value of a non-financial asset is measured based on its highest and best use. The asset's current use is presumed to be its highest and best use. The fair value of financial and non-financial liabilities takes into account non-performance risk, which is the risk that the entity will not fulfil an obligation.

The Company does not hold financial and non-financial assets and liabilities at fair value as at December 31, 2024 and 2023.

23.5 Input value-added tax

Input VAT is stated at historical cost less provision for impairment, if any. Provision for unrecoverable input VAT, if any, is maintained by the Company at a level considered adequate to provide for potential uncollectible portions of the claims. The Company, on a continuing basis, makes a review of the status of the claims designed to identify those that may require provision for impairment losses. Input VAT is derecognized once applied against output VAT or claimed for refund.

23.6 Prepayments and other assets

Prepayments and other assets are expenses paid in cash and recorded as assets before these are used or consumed, as the services or benefits will be received in the future. Prepayments and other assets expire and are recognized as expense either with the passage of time or through use or consumption.

Prepayments and other assets are carried at cost and are included in current assets, except when the related goods or services are expected to be received and rendered more than 12 months after the end of the reporting period, in which case, these are classified as non-current assets.

Security deposits and cash bonds pertain to advances to lessor relating to rent and deposits for land conversions, respectively, which will be refunded at the end of the service periods, as determined in the contract agreements. Other relevant policies are disclosed in Note 23.3.

23.7 Property, plant and equipment

Property, plant and equipment are stated at historical cost less depreciation.

Depreciation is calculated using the straight-line method to allocate their cost to their residual values over their estimated useful lives (in years), as follows:

Solar plant and equipment	30
Substation and transmission lines	15
Computer equipment	3
Service vehicle	5

An asset's carrying amount is written down immediately to its recoverable amount if the asset's carrying amount is greater than its estimated recoverable amount (Note 23.9).

The carrying amount of an item of property, plant and equipment is derecognized on disposal or when no future economic benefits are expected from its disposal at which time the cost and related accumulated depreciation is removed from the accounts.

23.8 Investment properties

After initial recognition, investment properties are measured at cost and accounted in accordance with PAS 16, "*Property, plant and equipment*". Land is not depreciated.

Investment properties are derecognized upon disposal or when the investment properties are permanently withdrawn from use and no future economic benefits are expected from its disposal.

Investment properties acquired through equity-settled transactions are measured in reference to the fair value of investment properties, unless the fair value cannot be estimated reliably. If the Company cannot estimate reliably the fair value of the investment properties received, the entity shall measure the value of the investment properties, and the corresponding increase in equity, indirectly, by reference to the fair value of the equity instrument.

Other relevant accounting policies are disclosed in Note 23.7.

23.9 Impairment of non-financial assets

Assets that have an indefinite useful life such as investment properties (related to land) not subject to amortization is evaluated annually for impairment, or more frequently if events or changes in circumstances indicate that they might be impaired.

Assets that have definite useful lives and are subject to depreciation and amortization are reviewed for impairment whenever events or changes in circumstances indicate that the carrying amount may not be recoverable.

An impairment loss is recognized for the amount by which the asset's carrying amount exceeds its recoverable amount. The recoverable amount is the higher of an asset's fair value less costs to sell and value in use. For the purposes of assessing impairment, assets are grouped at the lowest levels for which there are separately identifiable cash flows (cash-generating units). Non-financial assets other than goodwill that are previously impaired are reviewed for possible reversal of the impairment at each reporting date. Subsequent reversals are credited to other income in the statement of total comprehensive income.

23.10 Trade payables and other liabilities

Trade payables and other liabilities are obligations to pay for goods or services that have been acquired in the ordinary course of business from suppliers with average credit terms of 30 days. Trade payables and other liabilities are classified as current liabilities if payment is due within one year or less. If not, these are presented as non-current liabilities.

Trade payables and other liabilities are recognized initially at transaction price and subsequently measured at amortized cost using the effective interest rate method.

Trade payables and other liabilities are derecognized when the obligation under the liability is discharged or cancelled, or has expired. Where an existing liability is replaced by another from the same lender on substantially different terms, or the terms of an existing liability are substantially modified, such exchange or modification is treated as a derecognition of the original liability and the recognition of a new liability, and the difference in the respective carrying amounts is recognized in the statement of total comprehensive income within other income or expense.

Due to government agencies are not considered financial liabilities but are derecognized similarly.

Other relevant accounting policies are disclosed in Note 23.3.

23.11 Provisions and contingencies

Provisions are recognized when the Company has a present legal or constructive obligation as a result of past events, it is probable that an outflow of resources will be required to settle the obligation, and the amount has been reliably estimated. Provisions are not recognized for future operating losses. Where there are a number of similar obligations, the likelihood that an outflow will be required in settlement is determined by considering the class of obligations as a whole. A provision is recognized even if the likelihood of an outflow with respect to any one item included in the same class of obligations may be small.

Provisions are measured at the present value of the expenditures expected to be required to settle the obligation using a pre-tax rate that reflects current market assessments of the time value of money and the risks specific to the obligation. The increase in the provision due to passage of time is recognized as finance cost in the statement of total comprehensive income.

Provisions are reviewed at the end of each reporting period and adjusted to reflect the current best estimate. If it is no longer probable that an outflow of resources embodying economic benefits will be required to settle the obligation, the provision shall be reversed and derecognized in the statement of financial position.

Contingent liabilities are not recognized in the financial statements. These are disclosed unless the possibility of an outflow of resources embodying economic benefits is remote. Contingent assets are not recognized in the financial statements but disclosed when an inflow of economic benefit is probable. If it becomes virtually certain that an inflow of economic benefits will arise, the asset and the related income are recognized in the financial statements.

23.12 Equity

(a) Share capital

The Company's share capital is composed of common shares at par value. The amount of proceeds from the issuance or sale of common shares representing the aggregate par value is credited to share capital.

Proceeds in excess of par value of shares issued or additional capital contribution without corresponding issuance of shares are credited to share premium.

After initial measurement, share capital and share premium, if any, are carried at historical cost and are classified as equity in the statement of financial position.

(b) Retained earnings

Retained earnings includes current and prior years' results of operations, net of transactions with shareholder and dividends declared, if any.

(c) Dividend distribution

Dividend distribution to Company's shareholder is recognized as a liability in its financial statements in the period in which the dividends are approved and declared by the BOD.

(d) Share issuance costs

Share issuance costs are incremental costs directly attributable to the issuance or subscription of new shares. Share issuance costs which might be incurred in anticipation of an issuance of shares are recorded as an asset and deferred in the statement of financial position until the shares are issued. Upon issuance of shares, the deferred costs are charged to share premium or retained earnings, if no available share premium. If the shares are not subsequently issued, the transaction costs are recognized as expense under both approaches.

23.13 Revenue and cost recognition

(i) The following is a description of principal activities from which the Company generates its revenue.

(a) Sale of solar energy

The Company recognizes revenue from contracts with customer which pertains to generation of electricity at a point in time when control of the goods or services are transferred to the customers at transaction price that reflects the consideration to which the Company expects to be settled in exchange for the services.

The Company's generation of electricity from solar power energy is assessed by management as a single performance obligation. Sale of electricity is recognized whenever the electricity generated by the Company is transmitted through the transmission line designated by the buyer for a consideration.

Revenue from sale of electricity is based on the applicable FIT rate as transaction price as approved by the ERC. Revenue from sale of electricity is recognized monthly based on the actual energy delivered.

(b) Rental income

Rental income arising from operating lease agreements on its investment properties is recognized as income on a straight-line basis over the lease term or based on a certain percentage of the earnings of the lessees plus any variable component which are measured based on the actual results of operations of the lessees, as provided under the terms of the lease contract.

Other relevant accounting policies are disclosed in Note 23.16.

(ii) Interest income

Interest income is accrued on a time proportion basis by reference to the outstanding principal and at the effective interest rate applicable, which is the rate that discounts estimated future cash receipts through the expected life of the financial asset to that asset's net carrying amount. Interest income is recognized using the effective interest method.

(iii) Costs and expenses

Costs and expenses are recognized in the statement of total comprehensive income when decrease in future economic benefit related to a decrease in an asset or an increase in a liability has arisen that can be measured reliably. Costs and expenses are recognized on the basis of a direct association between the costs incurred and the earning of specific items of income; on the basis of systematic and rational allocation procedures when economic benefits are expected to arise over several accounting periods and the association with income can only be broadly or indirectly determined; or immediately when an expenditure produces no future economic benefits or when, and to the extent that, future economic benefits do not qualify or cease to qualify, for recognition in the statement of financial position as an asset.

Costs and expenses in the statement of total comprehensive income are presented using the function of expense method. Costs of services are expenses incurred that are associated with the services rendered.

Operating expenses are costs attributable to administrative and other business activities of the Company.

23.14 Borrowings and borrowing costs

Borrowings are initially recognized at fair value, net of transaction costs incurred. Borrowings are subsequently measured at amortized cost. Any difference between the proceeds (net of transaction costs) and the redemption amount is recognized in the statement of total comprehensive income over the period of the borrowings using the effective interest method.

Fees paid on the establishment of loan facilities are recognized as transaction costs of the loan capitalized as a contra liability account and amortised over the period of the facility to which it relates.

Borrowings are derecognized in the statement of financial position when the obligation specified in the contract is discharged, cancelled or expired. The difference between the carrying amount of a financial liability that has been extinguished or transferred to another party and the consideration paid, including any non-cash assets transferred or liabilities assumed, is recognized in the statement of total comprehensive income under finance cost.

A substantial modification of the terms of the existing borrowings or part of the borrowings is accounted for as an extinguishment of the original financial liability and a recognition of new financial liability. The terms are substantially different if the discounted present value of the cash flows under the new terms, including any fees paid (net of any fees received and discounted using the original effective interest rate), is at least 10% different from the discounted present value of the remaining cash flows of the original financial liability. The resulting difference is recognized as a gain or loss under other income, net in the statement of total comprehensive income.

Where the terms of a financial liability are renegotiated and the entity issues equity instruments to a creditor to extinguish all or part of the liability (debt for equity swap), a gain or loss is recognized as other income or expense in the statement of total comprehensive income, which is measured as the difference between the carrying amount of the financial liability and the fair value of the equity instruments issued.

Borrowings are classified as current liabilities unless the Company has an unconditional right to defer settlement of the liability for at least 12 months after the reporting period. In cases of breaches in loan covenants prior to the end of a reporting period, borrowings are classified as current liability, unless a sufficient waiver of the covenant is granted by the lender, such that the borrowings do not become immediately repayable.

Borrowing costs directly attributable to the acquisition, construction or production of a qualifying asset are capitalized as part of the cost of that asset. All other borrowing costs are recognized and charged under finance cost in the statement of total comprehensive income in the year in which they are incurred.

Other relevant accounting policies are disclosed in Note 23.3.

23.15 Current and deferred income tax

Income tax expense comprises current and deferred income taxes.

The current income tax expense is calculated on the basis of the tax laws enacted or substantively enacted at the reporting date where the Company operates and generates taxable income. Management periodically evaluates positions taken in tax returns with respect to situations in which applicable tax regulation is subject to interpretation and establishes provisions where appropriate on the basis of amounts expected to be paid to the tax authorities.

Deferred income tax assets are recognized for all deductible temporary differences to the extent that it is probable that future taxable profit will be available against which the temporary differences, unused tax losses and unused tax credits can be utilized.

Deferred income tax assets and liabilities are derecognized when relevant temporary differences have been realized and settled, respectively. The Company reassesses at each reporting the need to recognize previously unrecognized deferred income tax asset.

23.16 Leases

Company as a lessee

The right-of-use asset is amortized over the shorter of the asset's useful life and the lease term on a straight-line basis.

Lease payments to be made under reasonably certain extension options are also included in the measurement of the liability.

The lease payments are discounted using the interest rate implicit in the lease. If that rate cannot be readily determined, which is generally the case for the Company's leases, the lessee's incremental borrowing rate is used, being the rate that the individual lessee would have to pay to borrow the funds necessary to obtain an asset of similar value to the right-of-use asset in a similar economic environment with similar terms, security and conditions.

To determine the incremental borrowing rate, the Company:

- where possible, uses recent third-party financing received by the individual lessee as a starting point, adjusted to reflect changes in financing conditions since third party financing was received;
- uses a build-up approach that starts with a risk-free interest rate adjusted for credit risk for leases held for entities which do not have recent third-party financing; and
- makes adjustments specific to the lease (i.e. term, currency and security).

Right-of-use assets are generally amortized over the shorter of the asset's useful life and the lease term on a straight-line basis. If the Company is reasonably certain to exercise a purchase option, the right-of-use asset is amortized over the underlying asset's useful life.

Extension and termination options

In determining the lease term, management considers all facts and circumstances that create an economic incentive to exercise an extension option, or not exercise a termination option. Extension options (or periods after termination options) are only included in the lease term if the lease is reasonably certain to be extended (or not terminated). The lease term is reassessed if an option is actually exercised (or not exercised) or the Company becomes obliged to exercise (or not exercise) it.

The assessment of reasonable certainty is revised only if a significant event or a significant change in circumstances occurs, which affects this assessment, and that is within the control of the lessee.

Right-of-use assets that meet the definition of investment property is presented in the statement of financial position as investment property. Other relevant accounting policies are disclosed in Note 23.9.

Company as a lessor

The Company determines at lease inception whether each lease is a finance lease or an operating lease.

Leases where the Company does not transfer substantially all the risks and benefits of ownership of the assets are classified as operating lease. Operating lease payments received are recognized as an income on a straight-line basis over the lease term except for variable rent which is recognized when earned.

Deposits from lessees which include security deposits are initially measured at fair value. After initial recognition, security deposits are subsequently measured at amortized cost using effective interest rate method. The difference between the cash received and its fair value is deferred and amortized on a straight-line basis over the lease term. Amortization of deferred credits and accretion of discount are recorded in the statement of total comprehensive income under rental income and finance cost accounts, respectively.

23.17 Related party relationships and transactions

(a) Related party relationship

A related party relationship exists when one party has the ability to control, directly or indirectly through one or more intermediaries, the other party or exercise significant influence over the other party in making financial and operating decisions. Such relationship also exists between and/or among entities which are under common control with the reporting enterprise, or between and/or among the reporting enterprises and their key management personnel or directors. In considering each possible related party relationship, attention is directed to the substance of the relationship, and not merely the legal form.

(b) Related party transaction

Related party transaction is a transfer of resources, services or obligations between a reporting entity and a related party regardless of whether a price is charged or not.

23.18 Foreign currency transactions and translation

(a) Functional and presentation currency

Items included in the financial statements of the Company are measured using the currency of the primary economic environment in which the entity operates (the functional currency). The financial statements are presented in Philippine Peso, which is the Company's functional and presentation currency.

(b) Transactions and balances

Foreign currency transactions are translated into Philippine Peso using the exchange rates prevailing at the dates of the transactions. Outstanding foreign currency denominated monetary assets and liabilities are translated at the exchange rate prevailing at reporting date. Foreign exchange gains and losses resulting from the settlement of such transactions and from the translation at year end exchange rate of monetary assets and liabilities denominated in foreign currencies are recognized in the statement of total comprehensive income through profit or loss.

24 Summary of other accounting policies

24.1 Employee benefits

(a) Short-term benefits obligation

Liabilities for wages and salaries, including non-monetary benefits that are expected to be settled wholly within 12 months after the end of the period in which the employees render the related service are recognized in respect of employees' services up to the end of the reporting period and are measured at the amounts expected to be paid when the liabilities are settled.

(b) Retirement benefits

The Company has a defined benefit plan, which is unfunded and covers substantially all of its qualified employees. The defined benefit plan satisfies the minimum benefit requirements of RA No. 7641, otherwise known as the "*Retirement Pay Law*".

A defined benefit plan is a retirement plan that defines an amount of retirement benefit that an employee will receive on retirement, usually dependent on certain factors such as age, years of service and compensation.

The retirement benefit obligation is calculated using the projected unit credit method. The present value of the defined benefit obligation is determined by discounting the estimated future cash outflows using interest rates of government bonds that are denominated in the currency in which the benefits will be paid, and that have terms to maturity which approximate the terms of the retirement benefit obligation.

The retirement benefit obligation recognized in the statements of financial position is the present value of the defined benefit obligation at the end of the reporting period.

Remeasurement gains and losses arising from experience adjustments and changes in actuarial assumptions, if material, are charged or credited to equity in other comprehensive income in the period in which they arise.

Past service costs are recognized immediately in profit or loss.

The net interest cost is calculated by applying the discount rate to the net balance of the defined benefit obligation. This cost is charged to profit or loss.

(c) Termination benefits

Termination benefits are payable when employment is terminated by the Company before the normal retirement date, or whenever an employee accepts voluntary redundancy in exchange for these benefits.

The Company recognizes termination benefits at the earlier of the following dates: (a) when the Company can no longer withdraw the offer of those benefits; and (b) when the entity recognizes costs for a restructuring that is within the scope of PAS 37, *“Provisions, Contingent Liabilities and Contingent Assets”* and involves the payment of termination benefits. In the case of an offer made to encourage voluntary redundancy, the termination benefits are measured based on the number of employees expected to accept the offer. Benefits falling due more than 12 months after the end of the reporting period are discounted to their present value.

Liabilities related to employee benefits are derecognized once settled, cancelled or have expired.

24.2 Segment reporting

Operating segments, and the amounts of each segment item reported in the financial statements, are identified from the financial information provided regularly to the Company's most senior executive management for the purposes of allocating resources to, and assessing the performance of, the Company's various lines of business.

Individually material operating segments are not aggregated for financial reporting purposes unless the segments have similar economic characteristics and are similar in respect of the nature of products and services, the nature of production processes, the type or class of customers, the methods used to distribute the products or provide the services, and the nature of the regulatory environment. Operating segments which are not individually material may be aggregated if they share a majority of these criteria.

24.3 Earnings per share

Basic EPS is computed by dividing net income attributable to common shareholders by the weighted average number of common shares outstanding, after considering impact of any share dividends, share splits or reverse share splits during the period. Diluted EPS is calculated by adjusting the earnings and number of shares for the effects of dilutive potential common shares.

The number of ordinary or potential ordinary shares changes as a result of a share split or reverse share split are applied retrospectively and adjust the calculation of basic and diluted EPS for all periods presented. This applies regardless of whether the change occurred during the reporting period or after the end of the period before the financial statements are authorized for issue.

24.4 Events after the reporting period

Post year-end events that provide additional information about the Company's position at the reporting date (adjusting events) are reflected in the financial statements. Post year-end events that are not adjusting events are disclosed in the notes to the financial statements when material.

25 Supplementary information required by Bureau of Internal Revenue (BIR)

The following supplementary information required by Revenue Regulation (RR) No. 15-2010 is presented for purposes of filing with the BIR and is not a required part of the basic financial statements.

(a) Output VAT

Output VAT declared and the revenues upon which the same was based consist of:

	Gross amount of revenues	Output VAT
Zero-rated VAT sales	1,257,591,544	-

Revenues presented above are based on net receipts for VAT reporting purposes while revenues in the statements of total comprehensive income are based on revenue recognition policy per Note 23.14. Gross receipts from the rental of real properties on its leasing business are subject to zero-rated VAT. The Company's lessees are registered developers of renewable energy (RE) and under the Renewable Energy Act of 2008. RE developers benefit from VAT zero-rating.

(b) Input VAT

Movements in input VAT for the year ended December 31, 2024 follow:

	Amount
January 1	175,627,184
Add: Current year's domestic purchases of services	7,881,820
Less: Input VAT refund	(125,769,210)
December 31	57,739,794

(c) Importations

The Company did not have importations during the year ended December 31, 2024.

(d) Excise tax

There were no transactions subject to excise tax for the year ended December 31, 2024.

(e) Documentary stamp tax

Documentary stamp taxes (DST) paid for the year ended December 31, 2024 amounted to P5,794 related to telegraphic transfer for certain payment. The amounts were recorded as part of taxes and licenses account under operating expenses in the statements of total comprehensive income.

(f) All other local and national taxes

	Amount
Business permits and licenses	603,196
BIR annual registration fee	500
Others	16,500
	620,196

The above local and national taxes are lodged under taxes and licenses account in cost of services and operating expenses in the statements of total comprehensive income.

(g) Withholding taxes

Withholding taxes paid and accrued for the year ended December 31, 2024 consist of:

	Paid	Accrued	Total
Withholding tax on compensation	189,426	32,944	222,370
Expanded withholding tax	6,916,783	860,116	7,776,899
Final withholding tax	35,978,290	30,313,195	66,291,485
	43,084,499	31,206,255	74,290,754

(h) Tax assessments and cases

In 2022, the Company has received letter of authority (LOA) from the BIR for taxable year 2021. The assessment was finalized and paid on February 1, 2024 through settlement of deficiency taxes and interests amounting to P2,015,673.

In 2024, the Company has received letter of authority (LOA) from the BIR for taxable year 2022. The assessment was finalized and paid on December 20, 2024 through settlement of deficiency taxes and interests amounting to P3,016,994.

There are no other outstanding tax assessments and cases under preliminary investigation, litigation and/or prosecution in courts or bodies outside the BIR as at December 31, 2024.

Citicore Energy REIT Corp.

(A subsidiary of Citicore Renewable Energy Corporation)

Supplementary Schedules as Required by Rule 68 of the Securities Regulation Code
December 31, 2024 and 2023

Schedules	Description
A	Financial Assets
B	Amounts Receivable from Directors, Officers, Employees, Related Parties and Principal Stockholders (Other than Related Parties)
C	Amounts Receivable from Related Parties which are Eliminated during the Consolidation of the Financial Statements
D	Long Term Debt
E	Indebtedness to Related Parties (Long-Term Loans from Related Companies)
F	Guarantees of Securities of Other Issuers
G	Share Capital
	Reconciliation of Retained Earnings Available for Dividend Declaration
	A Map Showing the Relationships between and among the Parent Company and its Ultimate Parent Company, Middle Parent, Subsidiaries or Co-subsidiaries and Associates
	Schedule of Financial Soundness Indicator

Citicore Energy REIT Corp.

(A subsidiary of Citicore Renewable Energy Corporation)

Schedule A - Financial Assets

December 31, 2024

Name of issuing entity and association of each issue	Amount shown in the statement of financial position	Income received and accrued
Financial assets at amortized cost		
Cash in banks		
BDO Unibank, Inc.	592,227,537	161,402
Development Bank of the Philippines	3,924,812	3,191
Security Bank Corporation	1,379,944	1,767
Cash on hand	50,000	-
Total cash	597,582,293	166,360
Trade and other receivables	601,431,032	3,596,053
Security deposits and cash bond	41,450,164	-
Total financial assets	1,240,463,489	3,762,413

December 31, 2023

Name of issuing entity and association of each issue	Amount shown in the statement of financial position	Income received and accrued
Financial assets at amortized cost		
Cash in banks		
BDO Unibank, Inc.	612,565,643	727,440
Development Bank of the Philippines	3,921,621	1,910
Security Bank Corporation	259,557	2,069
Short-term placements		
BDO Unibank, Inc.	-	14,086,600
Cash on hand	115,000	-
Total cash and cash equivalents	616,861,821	14,818,019
Trade and other receivables	434,481,375	4,416,278
Security deposits and cash bond	41,450,164	-
Total financial assets	1,092,793,360	19,234,297

Citicore Energy REIT Corp.

(A subsidiary of Citicore Renewable Energy Corporation)

Schedule B - Amounts Receivable from Directors, Officers, Employees, Related Parties and Principal
Stockholders (Other than Related Parties)
December 31, 2024 and 2023

Name and designation of debtor	Balance at beginning of period	Additions	Amounts collected	Amounts written-off	Current	Non-current	Balance at the end of the period
Advances to directors, officers, employees*	N/A	N/A	N/A	N/A	N/A	N/A	N/A
Due from related parties	-	-	-	-	-	-	-
Total due from related parties	-	-	-	-	-	-	-

*As required by Rule 68 of the Securities Regulation Code, this schedule shall be filed with respect to each person among the directors, officers and employees from whom an aggregate indebtedness of more than P1 million or one percent (1%) of total assets, whichever is less, is owed for items arising outside the ordinary course of business. There were no advances with respect to each person among the directors, officers and employees amounting to more than P1 million outside the ordinary course of business as at December 31, 2024 and 2023.

Citicore Energy REIT Corp.
(A subsidiary of Citicore Renewable Energy Corporation)

Schedule C - Amounts Receivable from Related Parties which are eliminated during the consolidation of the financial statements
December 31, 2024 and 2023

Name and designation of debtor	Balance at beginning of year	Additions	Amounts collected	Amounts written-off	Current	Non-current	Balance at the end of the year
N/A	N/A	N/A	N/A	N/A	N/A	N/A	N/A

Citicore Energy REIT Corp.

(A subsidiary of Citicore Renewable Energy Corporation)

Schedule D - Long Term Debt

December 31, 2024

Title of issue and type of obligation	Amount authorized by indenture	Amount shown under caption "Current portion of long-term debt" in related balance sheet	Amount shown under caption "Long-Term Debt" in related balance sheet
ASEAN Green bonds maturing in five (5) years from the issue date and bear a fixed interest rate of 7.0543% per annum.	4,500,000,000	-	4,468,567,198

December 31, 2023

Title of issue and type of obligation	Amount authorized by indenture	Amount shown under caption "Current portion of long-term debt" in related balance sheet	Amount shown under caption "Long-Term Debt" in related balance sheet
ASEAN Green bonds maturing in five (5) years from the issue date and bear a fixed interest rate of 7.0543% per annum.	4,500,000,000	-	4,459,876,787

Citicore Energy REIT Corp.

(A subsidiary of Citicore Renewable Energy Corporation)

Schedule E - Indebtedness to Related Parties (Long-Term Loans from Related Companies)

December 31, 2024

Name of related party	Balance at the beginning of the year	Balance at the end of the year
Citicore Renewable Energy Corporation*	500,000,000	500,000,000

** On February 10, 2023, the Parent Company subscribed to P500.00 million of the Company's ASEAN Green Bonds with coupon rate of 7.0543% at face value.*

December 31, 2023

Name of related party	Balance at the beginning of the year	Balance at the end of the year
Citicore Renewable Energy Corporation*	N/A	500,000,000

** On February 10, 2023, the Parent Company subscribed to P500.00 million of the Company's ASEAN Green Bonds with coupon rate of 7.0543% at face value.*

Citicore Energy REIT Corp.

(A subsidiary of Citicore Renewable Energy Corporation)

Schedule F - Guarantees of Securities of Other Issuers

December 31, 2024 and 2023

Name of issuing entity of securities guaranteed by the Company for which this statement is filed	Title of issue of each class of securities guaranteed	Total amount guaranteed and outstanding	Amount owned by person for which statement is filed	Nature of guarantee
N/A	N/A	N/A	N/A	N/A

Citicore Energy REIT Corp.

(A subsidiary of Citicore Renewable Energy Corporation)

Schedule G - Share Capital

December 31, 2024

Title of issue	Number of authorized shares	Number of issued and outstanding	Number of shares reserved for options, warrants, conversion, and other rights	Number of shares held by related parties	Directors, officers, and employees	Others
Common shares	15,360,000,000	6,545,454,004	N/A	4,036,361,996	7,633,008	2,501,459,000

December 31, 2023

Title of issue	Number of authorized shares	Number of issued and outstanding	Number of shares reserved for options, warrants, conversion, and other rights	Number of shares held by related parties	Directors, officers, and employees	Others
Common shares	15,360,000,000	6,545,454,004	N/A	4,036,361,996	8,273,008	2,500,819,000

Citicore Energy REIT Corp.
(A subsidiary of Citicore Renewable Energy Corporation)

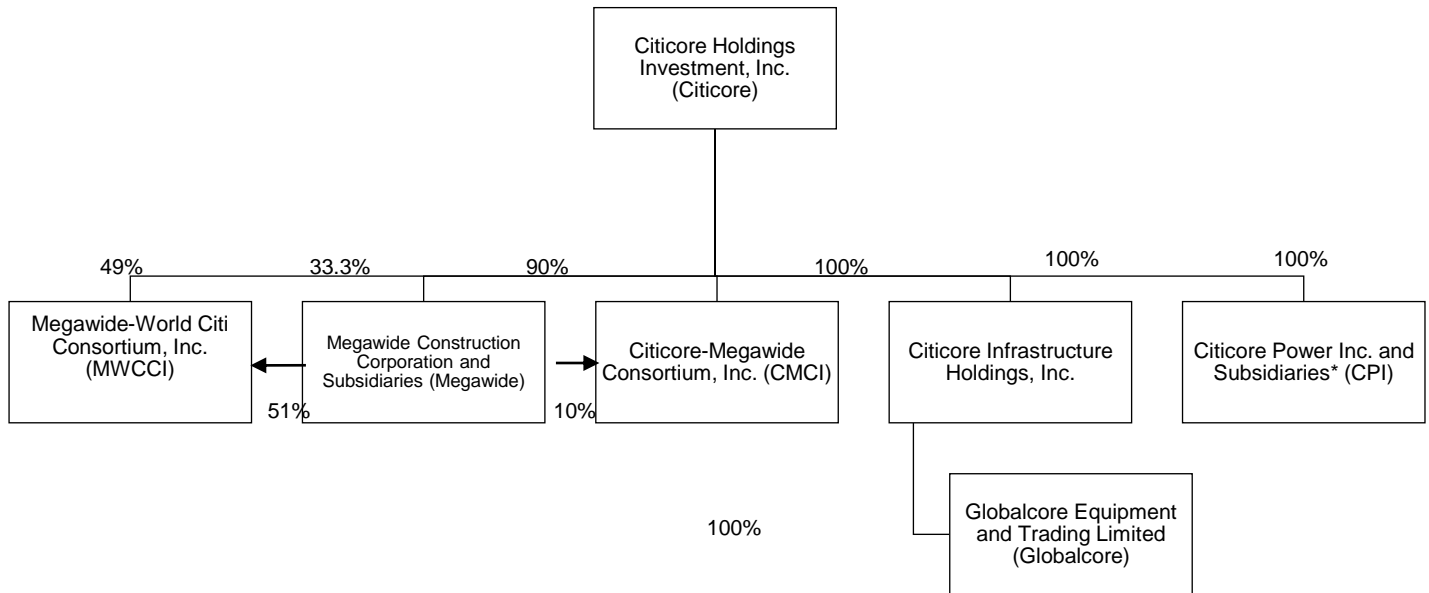
Reconciliation of Retained Earnings Available for Dividend Declaration
As at December 31, 2024
(All amounts in Philippine Peso)

Unappropriated Retained Earnings, beginning of the year		352,934,150
Add: Category A: Items that are directly credited to Unappropriated retained earnings		
Reversal of Retained earnings appropriation/s	-	
Effect of restatements or prior-period adjustments	-	
Others	-	
Less: Category B: Items that are directly debited to Unappropriated retained earnings		
Dividend declaration during the reporting period	1,315,636,254	
Retained earnings appropriated during the reporting period	-	
Effect of restatements or prior-period adjustments	-	
Others	-	(1,315,636,254)
Unappropriated Retained Earnings, as adjusted		(962,702,104)
Add/Less: Net Income for the current year		1,429,371,755
Less: Category C.1: Unrealized income recognized in the profit or loss during the year/period (net of tax)		
Equity in net income of associate/joint venture, net of dividends declared	-	
Unrealized foreign exchange gain, except those attributable to cash and cash equivalents	-	
Unrealized fair value adjustment (mark-to-market gains) of financial instruments at fair value through profit or loss (FVTPL)	-	
Unrealized fair value gain of investment property	-	
Other unrealized gains or adjustments to the retained earnings as a result of certain transactions accounted for under the PFRS	-	
Straight-line recognition of lease income	(181,869,331)	(181,869,331)
Add: Category C.2: Unrealized income recognized in the profit or loss in prior reporting periods but realized in the current reporting period (net of tax)		
Realized foreign exchange gain, except those attributable to Cash and cash equivalents	-	
Realized fair value adjustment (mark-to-market gains) of financial instruments at fair value through profit or loss (FVTPL)	-	
Realized fair value gain of Investment property	-	
Other realized gains or adjustments to the retained earnings as a result of certain transactions accounted for under the PFRS	-	
Add: Category C.3: Unrealized income recognized in profit or loss in prior periods but reversed in the current reporting period (net of tax)		
Reversal of previously recorded foreign exchange gain, except those attributable to cash and cash equivalents	-	
Reversal of previously recorded fair value adjustment (mark-to-market gains) of financial instruments at fair value through profit or loss (FVTPL)	-	
Reversal of previously recorded fair value gain of investment property	-	
Reversal of other unrealized gains or adjustments to the retained earnings as a result of certain transactions accounted for under the PFRS, previously recorded (describe nature)	-	
Adjusted net income/loss (distributable income)		1,247,502,424
Add: Category D: Non-actual losses recognized in profit or loss during the reporting period (net of tax)		
Depreciation on revaluation increment (after tax)	-	-
Add/Less: Category E: Adjustments related to relief granted by the SEC and BSP		
Amortization of the effect of reporting relief	-	
Total amount of reporting relief granted during the year	-	
Others	-	
Add/Less: Category F: Other items that should be excluded from the determination of the amount of available for dividends distribution		
Net movement of treasury shares (except for reacquisition of redeemable shares)	-	
Net movement of deferred tax asset not considered in the reconciling items under the previous categories	-	
Net movement in deferred tax asset and deferred tax liabilities related to same transaction, e.g., set up of right of use of asset and lease liability, set-up of asset and asset retirement obligation, and set-up of service concession asset and concession payable	-	
Adjustment due to deviation from PFRS/GAAP - gain (loss)	-	
Others	-	
Total Retained Earnings, end of the year available for dividend declaration		284,800,320

Citicore Energy REIT Corp.

(A subsidiary of Citicore Renewable Energy Corporation)

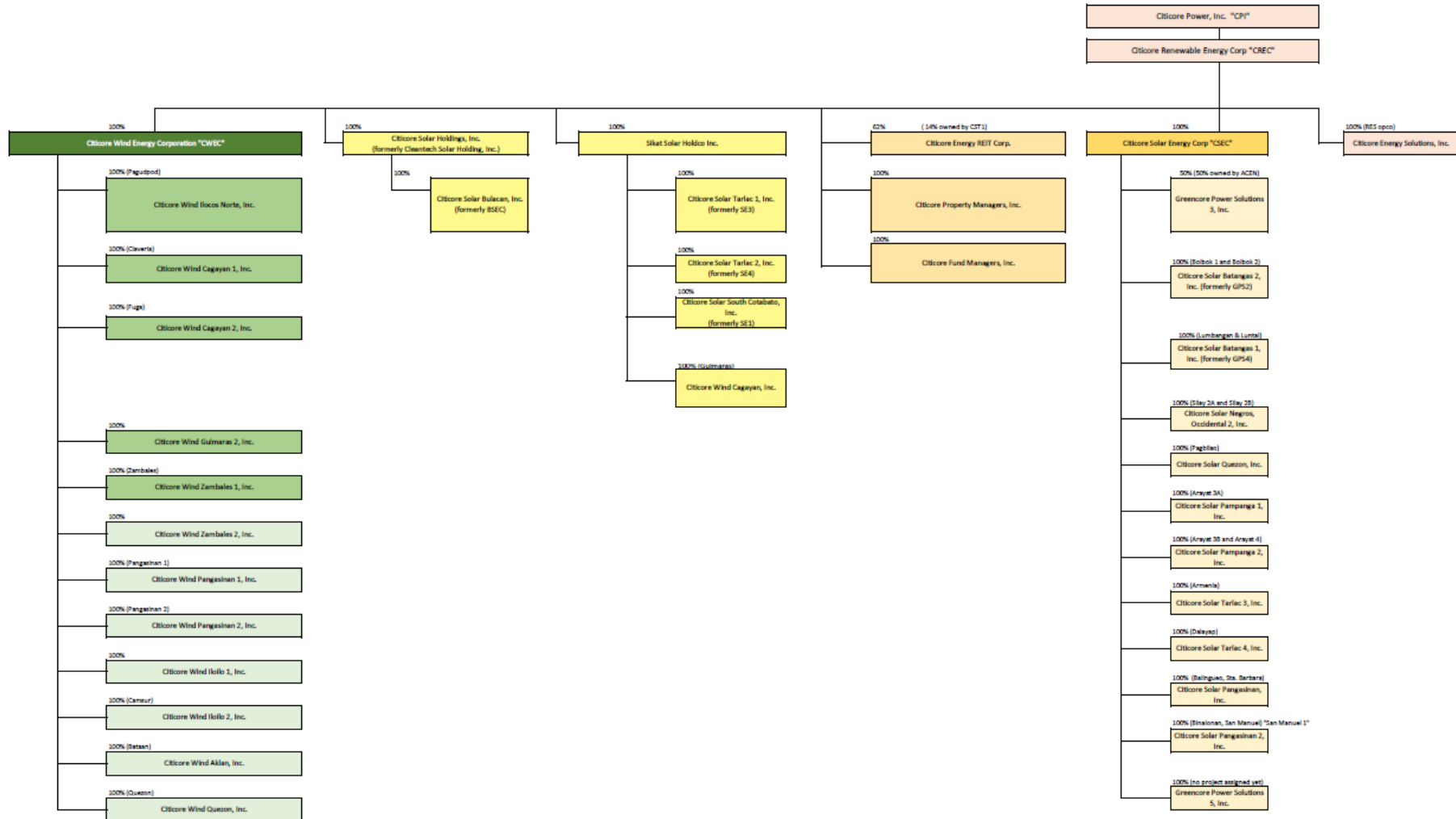
A Map Showing the Relationships between and among the Company and its
Ultimate Parent Company, Middle Parent, Subsidiaries or Co-subsidiaries and Associates
December 31, 2024



**See Schedule I*

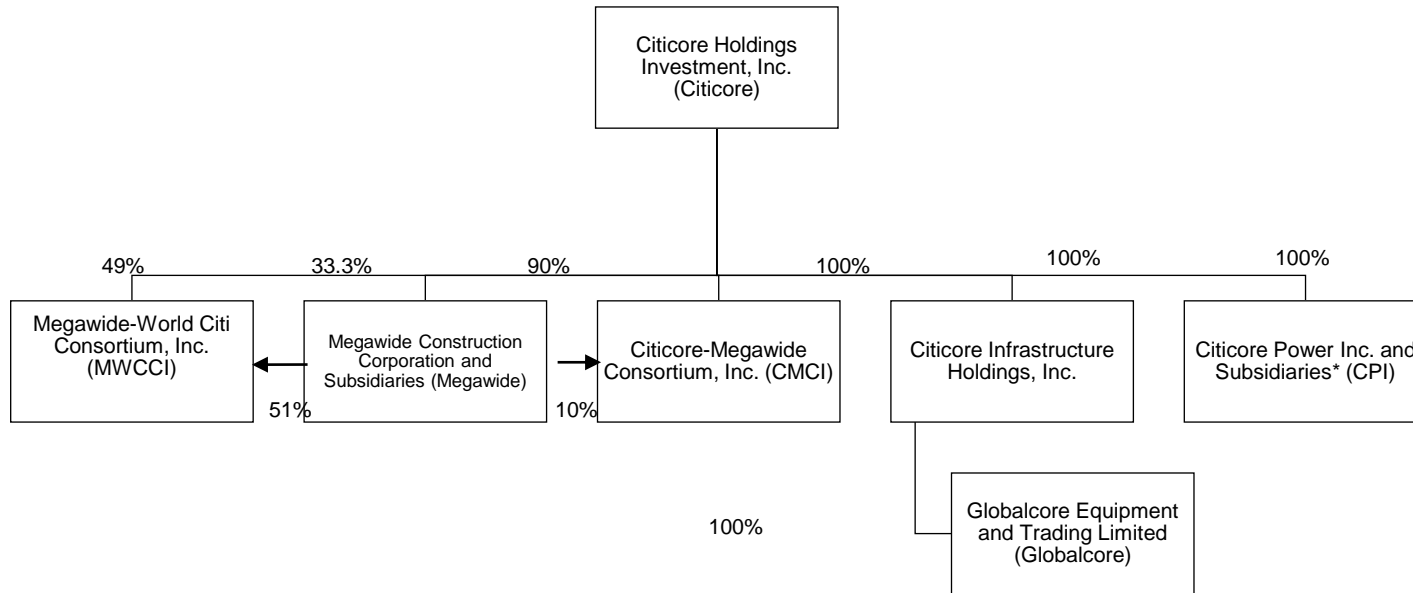
Citicore Energy REIT Corp.
(A subsidiary of Citicore Renewable Energy Corporation)

A Map Showing the Relationships between and among the Company and its
Ultimate Parent Company, Middle Parent, Subsidiaries or
Co-subsidiaries and Associates (Schedule I)
December 31, 2024



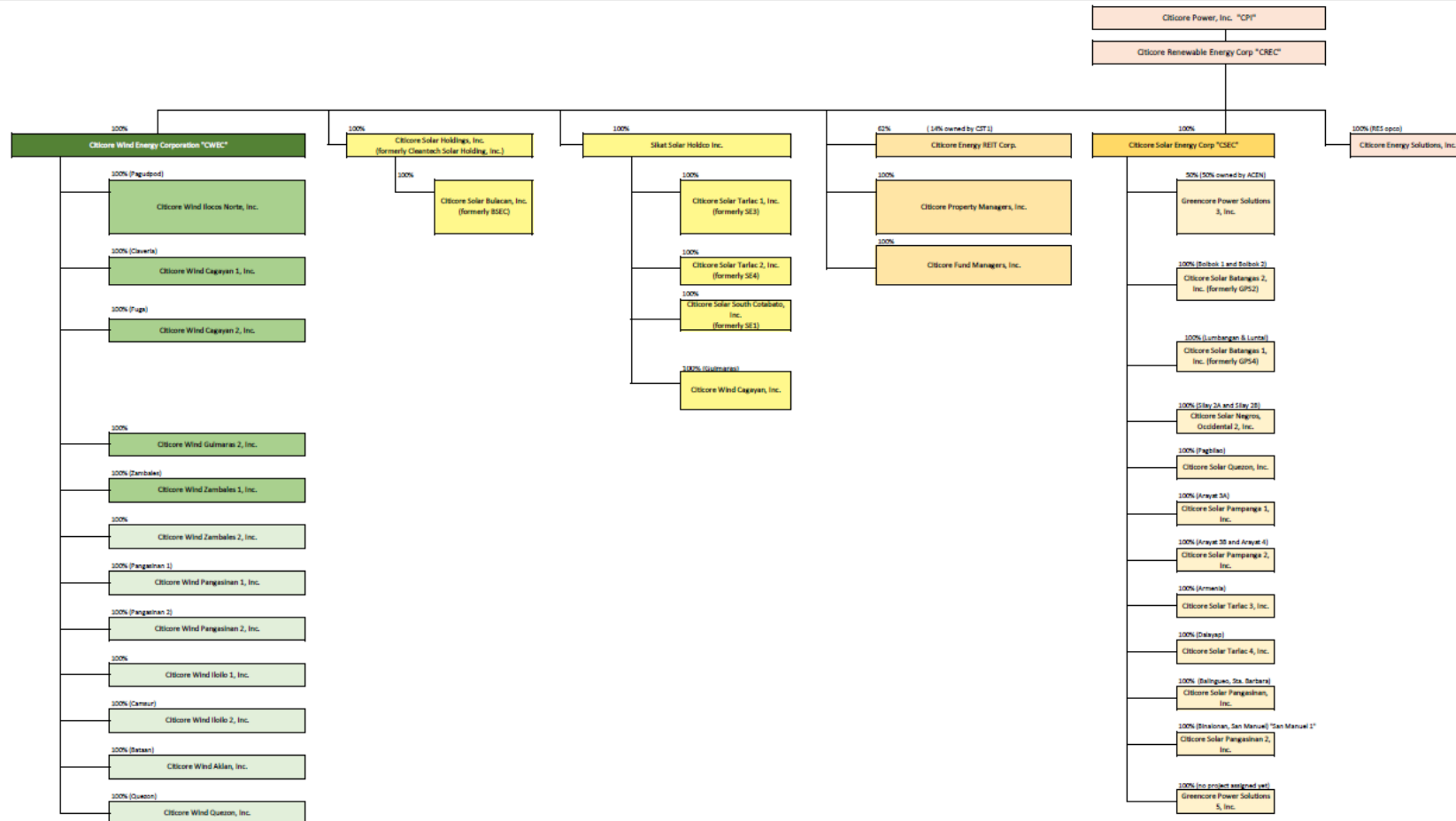
Citicore Energy REIT Corp.
 (A subsidiary of Citicore Renewable Energy Corporation)

A Map Showing the Relationships between and among the Company and its
 Ultimate Parent Company, Middle Parent, Subsidiaries or Co-subsidiaries and Associates
 December 31, 2023



**See Schedule I*

A Map Showing the Relationships between and among the Company and its Ultimate Parent Company, Middle Parent, Subsidiaries or Co-subsidiaries and Associates (Schedule I)
December 31, 2023



Citicore Energy REIT Corp.

(A subsidiary of Citicore Renewable Energy Corporation)

Schedule of Financial Soundness Indicator

As at and for each of the periods ended December 31, 2024

	2024	2023	2022
Current ratio ^a	2.10x	2.07x	1.70x
Acid test ratio ^b	1.86x	1.60x	1.61x
Solvency ratio ^c	0.34x	0.33x	-
Debt-to-equity ratio ^d	0.98x	1.00x	-
Asset-to-equity ratio ^e	2.16x	2.18x	1.17x
Interest rate coverage ratio ^f	5.33x	5.75x	76.75x
Debt service coverage ratio ^g	8.63x	7.45x	69.96x
Net debt/ EBITDA ^h	2.10x	2.16x	(0.42)x
Earnings per share (Php) ⁱ	0.22	0.21	0.20
Book value per share ^j	0.70	0.68	0.67
Return on assets ^k	14.57%	18.85%	35.68%
Return on equity ^l	31.57%	31.69%	41.87%
Net profit margin ^m	75.72%	77.75%	91.12%

^a Current assets/current liabilities^b Cash and cash equivalents + Trade and other receivables, net/Current liabilities^c Net operating profit after tax + depreciation and amortization/Loans payable^d Bonds payable/ Total equity^e Total assets/ Total equity^f Earnings before interest, taxes, depreciation and amortization/Interest expense^g Earnings before interest, taxes, depreciation and amortization plus cash and cash equivalents, beginning/Current loan payable + Interest expense + Current lease liabilities^h Short-term and long-term bank borrowings plus bonds payable less cash and cash equivalents/Earnings before interest, taxes, depreciation and amortizationⁱ Net income attributable to ordinary equity holders of the Company/Weighted average number of ordinary shares^j Total equity less Preferred Equity/Total number of shares outstanding^k Net income attributable to owners of the Company/Average total assets^l Net income attributable to owners of the Company/Average total equity^m Net income/Revenue

Citicore Energy REIT Corp.
(A subsidiary of Citicore Renewable Energy Corporation)

Supplementary Schedule of External Auditor Fee-Related Information
December 31, 2024 and 2023
(All amounts in Philippine Peso)

	December 31, 2024	December 31, 2023
Total audit fees	700,000	550,000
Non-audit services fees:		
Other assurance services	-	-
Tax services	-	-
All other services	-	-
Total non-audit fees	-	-
Total audit and non-audit fees	700,000	550,000

Citicore Energy REIT Corp.
Aging of Receivables
As of December 31, 2024

	Current	1-30 days	31-60 days	61-90 days	91-120 days	121-150 days	151-180 days	Over 180 days	Non-current	Total
AR Transco	32,511,747	-	-	-	-	-	-	-	30,268,953	62,780,700
Lease receivable	49,584,830	-	-	-	-	-	-	-	-	49,584,830
Lease receivable - PFRS 16	-	-	-	-	-	-	-	-	489,065,502	489,065,502
Total	82,096,577	-	-	-	-	-	-	-	519,334,455	601,431,032

SEC Form 17-A: Citicore Energy REIT Corporation

Contextual Information

Company Details	
Name of Organization	Citicore Energy REIT Corporation (CREIT)
Location of Headquarters	11th Floor, Rockwell Santolan Town Plaza, 276 Col. Bonny Serrano Avenue, San Juan City
Location of Operations	Philippines
Report Boundary: Legal entities (e.g. subsidiaries) included in this report*	CREIT and its Lessees or "the Group"
Business Model, including Primary Activities, Brands, Products, and Services	Engaged in the business of owning income-generating real estate assets, including renewable energy-generating real estate assets, under a real estate investment trust, governed by Republic Act No. 9856, otherwise known as "The Real Estate Investment Trust (REIT) Act of 2009" and its Implementing Rules and Regulations.
Reporting Period	January 1, 2024 - December 31, 2024
Highest Ranking Person responsible for this report	Oliver Y. Tan

**For purposes of the environmental report and procurement expenses, the scope includes the lessees on the properties leased out by CREIT to present a full picture of the usage of properties. Note, however, that ownership of plants belongs to the lessees, except for CS Clark.*

Materiality Process

Explain how you applied the materiality principle (or the materiality process) in identifying your material topics.¹

CREIT conducted a materiality review to identify the topics most relevant to its operations, stakeholders, and sustainability objectives in 2024. This involved reviewing key references and data sources that outlined CREIT's significant actual and potential positive and negative impacts on the economy, environment, and society based on its operations and activities for the year. The review process considered material topics from previous reports, industry benchmarks, and alignment with the sustainability priorities of its Sponsor, CREC. Furthermore, the corresponding material topics for these impacts were identified in alignment with the Global Reporting Initiative (GRI) Standards and the United Nations Sustainable Development Goals (UN SDGs).

The identified material topics are as follows:

1. Economic Performance
2. Profitability
3. Investor Interest
4. Market Presence
5. Indirect Economic Impacts
6. Procurement Practices
7. Supply Chain Management
8. Tax
9. Energy
10. Biodiversity
11. GHG Emissions
12. Waste Management
13. Employee Engagement
14. Compensation and Benefits
15. Labor Management
16. Occupational Health and Safety
17. Training and Development
18. Diversity and Equal Opportunity
19. Human Rights
20. Non-discrimination
21. Child Labor
22. Forced Labor
23. Security Practices
24. Rights of Indigenous Peoples
25. Community Development
26. Community Relations
27. Corporate Social Responsibility
28. Marketing and Labeling

¹ See [GRI 102-46](#) (2016) for more guidance.

- 29. Data Privacy
- 30. Business Ethics and Integrity
- 31. Anti-corruption
- 32. Regulatory Compliance

Water and Effluents, and Materials were material topics from 2023 that are no longer material to CREIT in 2024 since these topics are deemed more material to the sponsor, CREC. Additionally, Tax is a new topic for 2024 that was not covered in the previous report.

ECONOMIC

Economic Performance

Direct Economic Value Generated and Distributed

Disclosure	Amount	Units
Direct economic value generated (revenue)	1,887,665,265	Php
Direct economic value distributed:	-	
a. Operating costs	104,305,887	Php
b. Employee wages and benefits	-	Php
c. Payments to suppliers, other operating costs	11,362,939	Php
d. Dividends given to stockholders and interest payments to loan providers	1,633,079,760	Php
e. Taxes given to government	42,895,073	Php
f. Investments to community (e.g. donations, CSR)	100,000	Php

***Employee wages and benefits of core employees (CEO, CFO, IRO, Compliance Officer, Corporate Secretary, and Asst. Corporate Secretary) of CREIT are charged and reported by its parent company Citicore Renewable Energy Corporation (CREC).*

CREIT and its Lessees' Management Approach on Economic Performance

The Citicore Group's income-generating renewable energy Real Estate Investment Trust (REIT), Citicore Energy REIT Corp. (CREIT), is the country's first and largest Energy REIT. CREIT sustains its role as the country's leading renewable energy REIT through its unique REIT model that focuses on leasing income-generating assets to renewable energy developers and operators.

The Group's Lessees maintain comprehensive insurance policies to mitigate risks, which are consistent with industry standards.

Through facilitating green investments, CREIT consistently delivers reliable returns to investors and contributes to economic growth in its host communities. Despite external pressures, CREIT has maintained its profitability while sustaining its commitment to quarterly dividends to shareholders.

Climate-related risks and opportunities

Natural calamities, such as weather disturbances, earthquakes, volcanic eruptions, floods, and drought, can significantly impact company operations. The Philippines' vulnerability to these natural disasters poses a challenge for companies in planning for resilience and maintaining operations. Specifically, CREIT and its Lessees acknowledge that the increasing intensity in seasonal weather changes and natural catastrophes, including extreme weather events, could materially disrupt its operations at its land assets and affect financial performance. To mitigate these risks, CREIT and its Lessees ensure structural integrity during construction, strictly adhere to its Environmental Management Framework, and diversify its energy projects.

Procurement Practices

Proportion of spending on local suppliers

Disclosure	Quantity	Units
<i>Location</i>		
CS Tarlac 1	1%	%
CS Tarlac 2	1%	
CS South Cotabato	70%	
CS Negros Occidental	10%	
CS Bulacan	51%	
CS Cebu	13%	
CS Clark	23%	

***For procurement expenses reporting, the scope includes the lessees on the properties leased out by CREIT to present a full picture of the usage of properties. Note, however, that ownership of most plants belongs to the lessees, except for CS Clark.

CREIT and its Lessees' Management Approach on Procurement Practices

The Supply Chain Policy covers procurement practices of the solar plant operators as well as that of CREIT and its Lessees, wherein property and fund management functions of the Group are performed by Citicore Property Managers Inc. (CPMI) and Citicore Fund Managers Inc. (CFMI), respectively. The properties it acquires, as endorsed by CFMI, came from its Sponsor - Citicore Renewable Energy Corporation (CREC) - a leader in the development, construction, operation, and maintenance of solar plants, most of which are CREIT's Lessees. Although minimal given the company merely serves as the landlord for the group's sites, CREIT values purchasing equipment and services from local industry providers, the Company still evaluates the best fit for its facilities and assets, given that the industry needs unique equipment and service specifications.

In 2024, CREIT and its Lessees strengthened its procurement processes by transitioning to a fully digital, paperless system which automates bid tabulations, requests to award (RTA), and payment processes, adhering to the Citicore Group's commitment to effective procurement process that decreases operating costs, minimizes disruptions and delays, and enhances operational efficiency. CREIT and its Lessees' procurement practices prioritize compliance with CREC's sustainability guidelines, which focus on minimizing negative impacts on the environment and support socio-economic growth through sustainable and responsible sourcing.

Anti-corruption

Training on Anti-corruption Policies and Procedures

Disclosure	Quantity	Units
Percentage of employees to whom the organization's anticorruption policies and procedures have been communicated to	100	%
Percentage of business partners to whom the organization's anti-corruption policies and procedures have been communicated to	100	%
Percentage of directors and management that have received anti-corruption training	100	%
Percentage of employees that have received anti-corruption training	100	%

Incidents of Corruption

Disclosure	Quantity	Units
Number of incidents in which directors were removed or disciplined for corruption	0	#
Number of incidents in which employees were dismissed or disciplined for corruption	0	#
Number of incidents when contracts with business partners were terminated due to incidents of corruption	0	#

CREIT and its Lessees' Management Approach on Anti-Corruption Practices

CREIT and its Lessees uphold strict anti-corruption policies, reflected on its zero-tolerance stance on bribery, fraud, and unethical practices. Anti-corruption practices and information dissemination are monitored in the Group's plan through meetings and training on anti-corruption practices, ensuring that 100% of its employees, management, and business partners are trained in anti-corruption policies and procedures. This commitment to ethical conduct extends to its external suppliers within the supply chain through its supplier accreditation process, which mandates adherence to anti-corruption practices and ethical business standards.

ENVIRONMENTAL

Resource Management

Energy consumption within the organization:

Disclosure	Quantity	Units
Energy consumption (renewable sources)	0	GJ
Energy consumption (gasoline)	84.62	GJ
Energy consumption (LPG)	0	GJ
Energy consumption (diesel)	34.01	GJ
Energy consumption (electricity)	75,314.6	kWh

Reduction of energy consumption

Disclosure	Quantity	Units
Energy reduction (gasoline)	N/A	GJ
Energy reduction (LPG)	N/A	GJ
Energy reduction (diesel)	N/A	GJ
Energy reduction (electricity)	N/A	kWh

CREIT and its Lessees' Management Approach on Energy Consumption

The Group is committed to reducing its environmental impact and achieving carbon neutrality by supporting renewable energy and sustainable infrastructure. As part of the Group, CREIT and its Lessees implement sustainable initiatives aimed at efficient energy utilization and consumption. CREIT's lessees produce renewable energy while the company primarily owns the land they operate on.

CREIT and its Lessees' Management Approach on Water and Effluents

While water is not material to CREIT's operations, it is essential for the maintenance of the solar farms it leases. Water is crucial to CREIT's Lessees' operations, enabling the cleaning of solar panels, and optimizing their capacity to absorb sunlight for maximum energy generation. Solar power operations, inherently, are less water-consuming. They consume minimal water volume for panel cleaning and do not generate wastewater since no chemicals are used as additives. In turn, these are recycled and drained under the Solar Panel Tables (SPT), which are used for watering grass on its properties where vegetation for the group. CREC, CREIT's parent company, owns the solar farms and possesses comprehensive water management data.

CREIT and its Lessees have an existing Sustainable Water and Wastewater Management expansion project to thoroughly monitor, assess, and improve existing sustainable policies and programs. In addition, the Group, including CREIT, implements sustainable water management practices, such as introducing drainage networks to avoid heavy water outflows and landfilling at sites.

Ecosystems and biodiversity (whether in upland/watershed or coastal/marine)

Disclosure	Quantity	Units
Operational sites owned, leased, managed in, or adjacent to, protected areas and areas of high biodiversity value outside protected areas	N/A	
Habitats protected or restored	N/A	
IUCN ² Red List species and national conservation list species with habitats in areas affected by operations	N/A	

CREIT and its Lessees' Management Approach on Biodiversity

CREIT and its Lessees endeavor to contribute to life preservation by promoting renewable energy. They understand that transitioning to renewable energy sources is essential for reducing the adverse effects of climate change from continuous greenhouse gas emissions. However, they acknowledge that while renewable energy offers significant environmental benefits, its development and operation come with ecological considerations. The Group recognizes environmental risks during the construction of renewable energy projects, particularly concerning waste handling, which also entails risks to local biodiversity and natural habitats. Operational risks such as ecological hazards also arise from generating renewable energy assets related to mining raw materials found in solar panels. However, CREIT and its Lessees acknowledge that the preservation of ecosystems offers significant benefits. Therefore, biodiversity conservation is a critical parameter of its investment decisions, as detailed in the Environmental Management Framework.

Under this Environmental Management Framework, none of its properties should be located in or adjacent to national parks or other protected areas. No IUCN 17 Red List species have been identified near the project sites or along transmission lines, with natural habitats protected and restored. In line with national regulations, the Group also plants 100 trees for every tree it falls on during site development and construction at CREIT's land assets. While there is no site record, the Group closely maintains environmentally safe and compliant solar operations.

Under the Environmentally Sustainable Management of Living Natural Resources and Land Use category, the Group may finance or refinance expenditures related to reforestation, afforestation, acquisition of land or land use access rights, purchase of equipment and related resources for the

² International Union for Conservation of Nature

ongoing establishment, maintenance, and management of forestry projects, or the certification of sustainable forestry project.

Environmental Impact Management

Air Emissions

GHG

Disclosure	Quantity	Units
Direct (Scope 1) GHG Emissions	0	MTCO ₂ e
Energy indirect (Scope 2) GHG Emissions	0.384	MTCO ₂ e
Emissions of ozone-depleting substances (ODS)	0	MTCO ₂ e

Air pollutants

Disclosure	Quantity	Units
NO _x	0	kg
SO _x	0	kg
Persistent organic pollutants (POPs)	0	kg
Volatile organic compounds (VOCs)	0	kg
Hazardous air pollutants (HAPs)	0	kg
Particulate matter (PM)	0	kg

CREIT and its Lessees' Management Approach on Emissions

The Group, including CREIT and its Lessees, is committed to developing sustainable infrastructure projects through income-generating renewable energy-related real estate properties in the Philippines. Recognizing the importance of emissions reduction in achieving a carbon-neutral business, CREIT's solar assets offer a substantial reduction in emissions compared to fossil fuel alternatives. The Group aims to continuously innovate to provide more reliable and affordable renewable energy solutions towards a net zero carbon future.

CREIT has no direct emissions, as it serves as a landlord to its lessees which are operating and developing solar power plants. The emissions of the lessees will be reported by the management and operations of the renewable energy-generating real estate assets rather than direct energy generation. The Scope 1 emissions of CREIT are mostly from operations in sites where CREIT has operational control and ownership, including the Clark Solar Plant, and its head office in San Juan City. The Scope 3 emissions are indirect emissions from its value chain, including leased assets CREIT did not retain operational control.

Solid and Hazardous Wastes

Solid Waste

Disclosure	Quantity	Units
Total solid waste generated	0.053	MT
Reusable	0.016	MT
Recyclable	0.035	MT
Composted	0.003	MT
Incinerated	0	MT
Residuals/Landfilled	0	MT

Hazardous Waste

Disclosure	Quantity	Units
Total weight of hazardous waste generated	0	MT
Total weight of hazardous waste transported	0	MT

CREIT and its Lessees' Management Approach on Waste Management

As a corporation engaged in sustainable infrastructure, CREIT minimizes environmental impact at all stages of solar plant operation, including implementing waste management practices. After its operating life, future possible hazardous waste from site equipment will be disposed of through the Department of Environment and Natural Resources (DENR) accredited processing units. Other recyclable site wastes will be donated to local barangay units to support infrastructure projects, such as waiting sheds, and other initiatives that will aid the local community.

In addition, solar panels have a service life of twenty-five to thirty years, with no significant waste generated during their operating life. After the serviceable life, the solar panels will be disposed of by accredited suppliers. The Group ensures that the suppliers adhere to regulatory standards, comply with all rules and regulations, and have excellent track records, as applicable. The Clark Waste Disposal Management System is the accredited partner disposal company that processes busted solar panels and other hazardous waste of the Group.

Environmental compliance

Non-compliance with Environmental Laws and Regulations

Disclosure	Quantity	Units
Total amount of monetary fines for non-compliance with environmental laws and/or regulations	0	PhP
No. of non-monetary sanctions for non-compliance with environmental laws and/or regulations	0	#
No. of cases resolved through dispute resolution mechanism	0	#

CREIT and its Lessees' Management Approach on Environmental Compliance

CREIT and its Lessees secured all government approvals and permits from concerned agencies and regulatory bodies, which are material and necessary to allow them to conduct the business and operations of the Group and its Lessees. These documents were obtained promptly and are in full force and effect. Each operating plant is environmentally compliant, with an assigned Pollution Control Officer (PCO) to oversee processes and manage environmental concerns. The centralized Environment, Safety, and Health (ESH) team, formalized in late 2023, monitors adherence to international standards and facilitates Environmental and Social Impact Assessments (ESIA).

SOCIAL

Employee Management

Employee Hiring and Benefits

Employee data

Disclosure	Quantity	Units
Total number of employees ³	7	#
a. Number of female employees	3	#
b. Number of male employees	4	#
Attrition rate ⁴	14%	rate
Ratio of lowest paid employee against minimum wage	None	ratio

Employee benefits

List of Benefits	Y/N	% of female employees who availed for the year	% of male employees who availed for the year
SSS	Y	100	100
PhilHealth	Y	100	100
Pag-ibig	Y	100	100
Parental leaves	Y	100	100
Vacation leaves	Y	100	100
Sick leaves	Y	100	100

³ Employees are individuals who are in an employment relationship with the organization, according to national law or its application ([GRI Standards 2016 Glossary](#))

⁴ Attrition rate = (no. of new hires – no. of turnover)/(average of total no. of employees of previous year and total no. of employees of current year)

Medical benefits (aside from PhilHealth))	Y	100	100
Disability and invalidity coverage	Y	-	-
Life insurance	Y	100	100
Housing assistance (aside from Pagibig)	Y	-	-
Retirement fund (aside from SSS)	Y	100	100
Further education support	Y	-	-
Company stock options	Y	-	-
Telecommuting	Y	100	100
Flexible-working Hours	Y	100	100
Remote work/Work-from-home (WFH)	Y	100	100

CREIT and its Lessees' Management Approach on Employee Hiring and Benefits

CREIT and its Lessees value people and remain committed to building a solid foundation for future growth and expansion. These organizations aim to maintain a progressive work environment, promote business ethics, and harness a stable and harmonious relationship between the management and employees. The Group complies with minimum wage and benefits standards as mandated by the Labor Code in the Philippines, and no incidence of a work stoppage has been reported. The Group recognizes the efforts of its employees, using a performance management system that evaluates and rewards its employees accordingly. The Group also believes that collective action among its stakeholders, including attracting and retaining competent, dynamic, and diversified employees, will help achieve more meaningful goals and be instrumental to the overall success of CREIT and its Lessees.

Employee Training and Development

Disclosure	Quantity	Units
Total training hours provided to employees	292	hours
a. Female employees	116	hours
b. Male employees	176	hours
Average training hours provided to employees	41	hours/employee
a. Female employees	39	hours/employee
b. Male employees	44	hours/employee

CREIT and its Lessees' Management Approach on Training and Development

The Human Resources Department of CREIT and its Lessees believe that well-skilled and highly-trained personnel in their respective fields are necessary to sustain the Group's long-term growth momentum. To develop a deep bench and steady supply of competent human capital, the Group, and its Lessees provide employee training programs and adhere to regulatory requirements to ensure career growth and development that soon will be a workforce advantage for the Group. The Group believes that continued learning and development initiatives are essential to ensure organizational competency buildup aligned with efforts on career development and employee growth.

Labor-Management Relations

Disclosure	Quantity	Units
% of employees covered with Collective Bargaining Agreements	N/A	%
Number of consultations conducted with employees concerning employee-related policies	N/A	#

Diversity and Equal Opportunity

Disclosure	Quantity	Units
% of female workers in the workforce	42.86	%
% of male workers in the workforce	57.14	%
Number of employees from indigenous communities and/or vulnerable sector*	0	#

**Vulnerable sector includes, elderly, persons with disabilities, vulnerable women, refugees, migrants, internally displaced persons, people living with HIV and other diseases, solo parents, and the poor or the base of the pyramid (BOP; Class D and E).*

CREIT and its Lessees' Management Approach on Diversity and Equal Opportunity

As emphasized, the Human Resources Department of CREIT and its Lessees value people, and the Group prioritizes local hiring within the periphery of its operations. However, the Group knows that job skill requirements sometimes need to be met locally. To address this, the Group employs senior and experienced personnel to serve as on-the-job trainers to develop competencies for employees who pass the medical clearance process and are found fit to work.

Workplace Conditions, Labor Standards, and Human Rights

Occupational Health and Safety

Disclosure	Quantity	Units
Safe Man-Hours	28,112	Man-hours
No. of work-related injuries	0	#
No. of work-related fatalities	0	#

No. of work-related ill-health	0	#
No. of safety drills	0	#

CREIT and its Lessees' Management Approach on Occupational Health and Safety

CREIT and its Lessees workforce are considered its most important asset. Hence, it has provided significant resources to acquire, motivate, equip, protect, and take care of its employees. The Group recognizes the impact that health and well-being can have on business continuity and customer experience. The Group's ESH team oversees the Occupational Health and Safety framework, centralizing and standardizing safety practices and policies, with regular alignment meetings to ensure consistency and adherence across operational sites.

Labor Laws and Human Rights

Disclosure	Quantity	Units
No. of legal actions or employee grievances involving forced or child labor	0	#

Do you have policies that explicitly disallows violations of labor laws and human rights (e.g. harassment, bullying) in the workplace?

Topic	Y/N	If Yes, cite reference in the company policy
Forced labor	Y	Code of Business Conduct and Ethics, Supplier Code of Conduct
Child labor	Y	Code of Business Conduct and Ethics, Supplier Code of Conduct
Human Rights	Y	Code of Business Conduct and Ethics, Supplier Code of Conduct

CREIT and its Lessees' Management Approach on Labor Laws and Human Rights

CREIT and its Lessees enforce strict compliance with the Department of Labor Employment's (DOLE) requirements in all labor laws, and human rights standards, from organic to contractual to project-based positions. The Group observes zero-tolerance policies for forced and child labor, and CREIT's Code of Business Conduct emphasizes respect for human rights. To ensure that third-party labor practices align with these ethical standards, CREIT maintains regular engagement with contractors.

Supply Chain Management

Do you have a supplier accreditation policy? If yes, please attach the policy or link to the policy:

Do you consider the following sustainability topics when accrediting suppliers?

Topic	Y/N	If Yes, cite reference in the supplier policy
Environmental performance	Y	Supplier Code of Conduct/ Supplier Accreditation & Evaluation
Forced labor	Y	Supplier Code of Conduct/ Supplier Accreditation & Evaluation
Child labor	Y	Supplier Code of Conduct/ Supplier Accreditation & Evaluation
Human rights	Y	Supplier Code of Conduct/ Supplier Accreditation & Evaluation
Bribery and corruption	Y	Supplier Code of Conduct/ Supplier Accreditation & Evaluation

CREIT and its Lessees' Management Approach on Supply Chain Management

CREIT and its Lessees adhere to the same Supply Chain Policies established by the parent company, Citicore Energy Corporation (CREC). On the other hand, CREC and CREIT's Lessees handle all procurement and supplier relations for development, construction, operation, and maintenance separately. The third-party suppliers of the solar power plants operated by Lessees provide workforce services, such as housekeeping and security. Both the Group and its Lessees depend on a single third-party supplier.

Relationship with Community

Significant Impacts on Local Communities

CREIT and its Lessees maintain strong partnerships with host communities through programs like the Usbong Scholarship, CommuniTree, and the AgroSolar project. The AgroSolar project, where high-value crops are grown underneath and around the solar panel installations, actively advocates environmental sustainability.

CREIT and its Lessees' Management Approach on Local Communities

Its vision guides CREIT and its Lessees to partner with communities for environmental programs and advocacies, where the surrounding communities are beneficiaries moving forward to more progressive renewable energy investment business operations. The Group has implemented community-building activities, such as training programs and providing scholarships and employment opportunities to local communities, to promote inclusive growth around the areas where the leased properties are located.

The initiative maximizes land use and engages the farmers in the community to pursue economic and social self-sufficiency through sustainable business ventures. Such programs and activities also educate the locals, which can upskill them in the future and open opportunities for potential employment in CREIT and its Lessees.

Customer Management

Customer Satisfaction

Disclosure	Score	Did a third party conduct the customer satisfaction study (Y/N)?
Customer satisfaction	-	N

Health and Safety

Disclosure	Quantity	Units
No. of substantiated complaints on product or service health and safety*	0	#
No. of complaints addressed	0	#

**Substantiated complaints include complaints from customers that went through the organization's formal communication channels and grievance mechanisms as well as complaints that were lodged to and acted upon by government agencies.*

CREIT and its Lessees' Management Approach on Customer Health and Safety

CREIT and its Lessees have no direct contact with its customers on customer safety and health, but the Group encourages plans to include sustainability considerations in selecting industrial customers.

Marketing and labelling

Disclosure	Quantity	Units
No. of substantiated complaints on marketing and labelling*	0	#
No. of complaints addressed	0	#

**Substantiated complaints include complaints from customers that went through the organization's formal communication channels and grievance mechanisms as well as complaints that were lodged to and acted upon by government agencies.*

Customer privacy

Disclosure	Quantity	Units
No. of substantiated complaints on customer privacy*	0	#
No. of complaints addressed	0	#
No. of customers, users, and account holders whose information is used for secondary purposes	0	#

**Substantiated complaints include complaints from customers that went through the organization's formal communication channels and grievance mechanisms as well as complaints that were lodged to and acted upon by government agencies.*

Data Security

Disclosure	Quantity	Units
No. of data breaches, including leaks, thefts, and losses of data	0	#

CREIT and its Lessees' Management Approach on Customer Privacy and Data Security

CREIT and its Lessees keep the data of its customers and clients with utmost confidentiality to protect the interests of the Group, its stakeholders, and its customers. The Group strictly observes the Data Privacy Act 2012 of the National Privacy Commission. Internal systems are also secured to prevent unauthorized access, ensuring the integrity of the Group's digital transactions.

UN SUSTAINABLE DEVELOPMENT GOALS

Product or Service Contribution to UN SDGs

Key products and services, and their contribution to sustainable development.

Key Products and Services	Societal Value / Contribution to UN SDGs	Potential Negative Impact of Contribution	Management Approach to Negative Impact
Real Estate	<u>SDG 4: Quality Education</u> Through the Usbong Scholarship Program, Citicore Foundation aims to provide ample support for extraordinary young adults in the surrounding local communities of the Group and its Lessees. <u>SDG 6: Clean Water and Sanitation</u> Minimal consumption and proper handling of water, wastewater and effluents through sustainable water management.	These are not expected to generate negative impacts as they address and have existing management policies and systems.	Programs are monitored and implemented to address and manage risks.

	<p><u>SDG 7: Affordable and clean energy</u> Leasing land assets exclusively for renewable energy-generating real estate assets.</p> <p><u>SDG 9: Industry, Innovation, and Infrastructure</u> Has programs and initiatives promoting inclusive and sustainable industrialization in renewable energy, implemented by Lessee (CREC) and enabled by CREIT's real estate. This includes the AgroSolar initiative and the deployment of Trinabot and AVSES robot cleaners.</p> <p><u>SDG 11: Sustainable Cities and Communities</u> Extending programs to the community through scholarships, training initiatives, local employment, and livelihood</p> <p><u>SDG 13: Climate Action</u> Committed to sustain the Group's contribution in the achievement of carbon-neutral sustainable business through the use of renewable energy—solar, wind, and hydroelectric energy</p>		
--	--	--	--

* None/Not Applicable is not an acceptable answer. For holding companies, the services and products of its subsidiaries may be disclosed.